

**SUMMARY REPORT
106 BEECH STREET (FORMERLY 261 BEECH STREET)
LAUREL BAY MILITARY HOUSING AREA
MARINE CORPS AIR STATION BEAUFORT
BEAUFORT, SC**

**Revision: 0
Prepared for:**

**Department of the Navy
Naval Facilities Engineering Command, Mid-Atlantic
9324 Virginia Avenue
Norfolk, Virginia 23511-3095**

and



**Naval Facilities Engineering Command Atlantic
9324 Virginia Avenue
Norfolk, Virginia 23511-3095**

JUNE 2021

**SUMMARY REPORT
106 BEECH STREET (FORMERLY 261 BEECH STREET)
LAUREL BAY MILITARY HOUSING AREA
MARINE CORPS AIR STATION BEAUFORT
BEAUFORT, SC**

**Revision: 0
Prepared for:**

**Department of the Navy
Naval Facilities Engineering Command, Mid- Atlantic
9324 Virginia Avenue
Norfolk, Virginia 23511-3095**

and



Naval Facilities Engineering Command Atlantic

**9324 Virginia Avenue
Norfolk, Virginia 23511-3095**

Prepared by:

CDM - AECOM
Multimedia Joint Venture

**CDM - AECOM Multimedia Joint Venture
10560 Arrowhead Drive, Suite 500
Fairfax, Virginia 22030**

**Contract Number: N62470-14-D-9016
CTO WE52
JUNE 2021**

Table of Contents

1.0	INTRODUCTION	1
1.1	BACKGROUND INFORMATION.....	1
1.2	UST REMOVAL AND ASSESSMENT PROCESS.....	2
2.0	SAMPLING ACTIVITIES AND RESULTS	3
2.1	UST REMOVAL AND SOIL SAMPLING	3
2.2	SOIL ANALYTICAL RESULTS.....	4
2.3	GROUNDWATER SAMPLING.....	5
2.4	GROUNDWATER ANALYTICAL RESULTS	5
3.0	PROPERTY STATUS.....	5
4.0	REFERENCES	6

Tables

Table 1	Laboratory Analytical Results - Soil
Table 2	Laboratory Analytical Results - Groundwater

Appendices

Appendix A	Multi-Media Selection Process for LBMH
Appendix B	UST Assessment Report
Appendix C	Laboratory Analytical Report - Groundwater
Appendix D	Regulatory Correspondence

List of Acronyms

bgs	below ground surface
BTEX	benzene, toluene, ethylbenzene, and xylenes
CTO	Contract Task Order
COPC	constituents of potential concern
ft	feet
IDIQ	Indefinite Delivery, Indefinite Quantity
IGWA	Initial Groundwater Assessment
JV	Joint Venture
LBMH	Laurel Bay Military Housing
MCAS	Marine Corps Air Station
NAVFAC Mid-Lant	Naval Facilities Engineering Command Mid-Atlantic
NFA	No Further Action
PAH	polynuclear aromatic hydrocarbon
QAPP	Quality Assurance Program Plan
RBSL	risk-based screening level
SCDHEC	South Carolina Department of Health and Environmental Control
Site	LBMH area at MCAS Beaufort, South Carolina
UST	underground storage tank
VISL	vapor intrusion screening level

1.0 INTRODUCTION

The CDM - AECOM Multimedia Joint Venture (JV) was contracted by the Naval Facilities Engineering Command, Mid-Atlantic (NAVFAC Mid-Lant) to provide reporting services for the heating oil underground storage tanks (USTs) located in Laurel Bay Military Housing (LBMH) area at the Marine Corps Air Station (MCAS) Beaufort, South Carolina (Site). This work has been awarded under Contract Task Order (CTO) WE52 of the Indefinite Delivery, Indefinite Quantity (IDIQ) Multimedia Environmental Compliance Contract (Contract No. N62470-14-D-9016).

As of January 2014, the LBMH addresses were re-numbered to comply with the E-911 emergency response addressing system; however, in order to remain consistent with historical sampling and reporting for LBMH area, the residences will continue to be referenced with their original address numbers in sample nomenclature and reporting documents.

This report summarizes the results the environmental investigation activities associated with the storage of home heating oil and the potential release of petroleum constituents at the referenced property. Based on the results of the investigation, a No Further Action (NFA) determination has been made by the South Carolina Department of Health and Environmental Control (SCDHEC) for 106 Beech Street (Formerly 261 Beech Street). This NFA determination indicates that there are no unacceptable risks to human health or the environment for the petroleum constituents associated with the home heating oil USTs. The following information is included in this report:

- Background information;
- Sampling activities and results; and
- A determination of the property status.

1.1 Background Information

The LBMH area is located approximately 3.5 miles west of MCAS Beaufort. The area is approximately 970 acres in size and serves as an enlisted and officer family housing area. The area is configured with single family and duplex residential structures, and includes recreation, open space, and community facilities. The community includes approximately 1,300 housing units, including legacy Capehart style homes and newer duplex style homes. The housing area

is bordered on the west by salt marshes and the Broad River, and to the north, east and south by uplands. Forested areas lie along the northern and northeastern borders.

Capehart style homes within the LBMH area were formerly heated using heating oil stored in USTs at each residence. There were 1,100 Capehart style housing units in the LBMH area. The newer duplex homes within the LBMH area never utilized heating oil tanks. Heating oil has not been used at Laurel Bay since the mid-1980s. As was the accepted practice at the time, USTs were drained, filled with dirt, capped, and left in place when they were removed from service. Residential USTs are not regulated in the State of South Carolina (i.e., there are no federal or state laws governing installation, management, or removal).

In 2007, MCAS Beaufort began a voluntary program to remove the unregulated, residential USTs and conduct sampling activities to determine if, and to what extent, petroleum constituents may have impacted the surrounding environment. MCAS Beaufort coordinated with SCDHEC to develop removal procedures that were consistent with procedural requirements for regulated USTs. All tank removal activities and follow-on actions are conducted in coordination with SCDHEC. To date, all known USTs have been removed from all residential properties within the LBMH area.

1.2 UST Removal and Assessment Process

During the UST removal process, a soil sample was collected from beneath the UST excavations (approximately 4 to 6 feet [ft] below ground surface [bgs]) and analyzed for a predetermined list of constituents of potential concern (COPCs) associated with the petroleum compounds found in home heating oil. These COPCs, derived from the *Quality Assurance Program Plan (QAPP) for the Underground Storage Tank Management Division, Revision 3.1* (SCDHEC, 2016) and the *Underground Storage Tank Assessment Instructions for Permanent Closure and Change-In-Service*, (SCDHEC, 2018), are as follows:

- benzene, toluene, ethylbenzene, and xylenes (BTEX),
- naphthalene, and
- five select polynuclear aromatic hydrocarbon (PAHs): benzo(a)anthracene, benzo(b)fluoranthene, benzo(k)fluoranthene, chrysene and dibenz(a,h)anthracene.

Soil sample results were submitted by MCAS Beaufort to SCDHEC utilizing SCDHEC's UST Assessment Report form. In accordance with SCDHEC's *QAPP for the UST Management*

Division (SCDHEC, 2016), the soil screening levels consists of SCDHEC risk-based screening levels (RBSLs). It should be noted that the RBSLs for select PAHs were revised in Revision 2.0 of the QAPP (SCDHEC, 2013) and were revised again in Revision 3.0 (SCDHEC, 2015). The screening levels used for evaluation at each site were those levels that were in effect at the time of reporting and review by SCDHEC.

The results of the soil sampling at each former UST location were used to determine if a potential for groundwater contamination exists (i.e., soil results greater than RBSLs) and subsequently to select properties for follow-up initial groundwater assessment (IGWA) sampling. The results of the IGWA sampling (if necessary) are used to determine the presence or absence of the aforementioned COPCs in groundwater and identify whether former UST locations will require additional delineation of COPCs in groundwater. In order to delineate the extent of impact to groundwater, permanent wells are installed and a sampling program is established for those former UST locations where IGWA sampling has indicated the presence of COPCs in excess of the SCDHEC RBSLs for groundwater. Groundwater analytical results are also compared to the site specific groundwater vapor intrusion screening levels (VISLs) to evaluate the potential for vapor intrusion and the necessity for an investigation associated with this media. A multi-media investigation selection process tree, applicable to the LBMH UST investigations, is presented as Appendix A.

2.0 SAMPLING ACTIVITIES AND RESULTS

The following section presents the sampling activities and associated results for 106 Beech Street (Formerly 261 Beech Street). Details regarding the soil investigation at this site are provided in the *SCDHEC UST Assessment Report – 261 Beech Street* (MCAS Beaufort, 2013). The UST Assessment Report is provided in Appendix B. Details regarding the IGWA sampling activities at this site are provided in the *Initial Groundwater Investigation Report – May and June 2015* (Resolution Consultants, 2015). The laboratory report that includes the pertinent IGWA analytical results for this site is presented in Appendix C.

2.1 UST Removal and Soil Sampling

In July 2012, three 280 gallon heating oil USTs were removed at 106 Beech Street (Formerly 261 Beech Street). Tank 1 was removed on July 23, 2012 from underneath the rear concrete patio. Tank 2 was removed on July 24, 2012 from the edge of the rear concrete patio and the rear grassed area. Tank 3 was removed on July 24, 2012 from the rear grassed area adjacent

to the rear patio. A storage shed partially covered the footprint of Tank 2 and Tank 3. The former UST locations are indicated in Figures 2 and 3 of the UST Assessment Report (Appendix B). The USTs were removed, cleaned, and shipped offsite for recycling. There was no visual evidence (i.e., staining or sheen) of petroleum impact at the time of the UST removal. According to the UST Assessment Report (Appendix B), the depths to the bases of the USTs were 4'7" (Tank 1), 4'9" (Tank 2) and 3'10" (Tank 3) bgs and a single soil sample was collected for each at that depth. The samples were collected from the fill port side of the former USTs to represent a worst case scenario.

Following UST removal, a soil sample was collected from the base of each excavation and shipped to an offsite laboratory for analysis of the petroleum COPCs. Sampling was performed in accordance with applicable South Carolina regulation R.61-92, Part 280 (SCDHEC, 2017) and assessment guidelines.

2.2 Soil Analytical Results

A summary of the laboratory analytical results and SCDHEC RBSLs is presented in Table 1. A copy of the laboratory analytical data report is included in the UST Assessment Report presented in Appendix B. The laboratory analytical data report includes the soil results for the additional PAHs that were analyzed, but do not have associated RBSLs.

The soil sample results were submitted by MCAS Beaufort to SCDHEC utilizing SCDHEC's UST Assessment Report form (Appendix B). The results of the soil sampling at the former UST locations (Tanks 1, 2, and 3) were used by MCAS Beaufort, in consultation with SCDHEC, to determine a path forward (i.e., additional sampling or NFA) for the property. The soil results collected from 106 Beech Street (Formerly 261 Beech Street) during the removal of Tank 2 were less than the SCDHEC RBSLs, which indicated the subsurface was not impacted by COPCs associated with the former UST at concentrations that presented a potential risk to human health and the environment. The soil results collected from 106 Beech Street (Formerly 261 Beech Street) during the removal of Tanks 1 and 3 were greater than the SCDHEC RBSLs, which indicated further investigation was required. In a letter dated May 15, 2014, SCDHEC requested IGWAs be conducted at the former UST locations (Tanks 1 and 3) at 106 Beech Street (Formerly 261 Beech Street) to determine if the groundwater was impacted by petroleum COPCs. SCDHEC's request letter is provided in Appendix D.

2.3 Groundwater Sampling

On May 27, 2015, two temporary monitoring wells were installed at 106 Beech Street (Formerly 261 Beech Street), in accordance with the South Carolina Well Standards and Regulations (R.61-71.H-I, updated June 24, 2016). In order to provide data that can be used to determine whether COPCs are migrating to underlying groundwater, the monitoring wells were placed in the same general location as the former heating oil UST (Tank 3) and downgradient from Tank 1. The former UST locations are indicated in Figures 2 and 3 of the UST Assessment Report (Appendix B). Further details are provided in the *Initial Groundwater Investigation Report – May and June 2015* (Resolution Consultants, 2015).

The sampling strategy for this phase of the investigation required a one-time sampling event of the temporarily installed monitoring well. Following well installation and development, groundwater samples were collected using low-flow methods and shipped to an offsite laboratory for analysis of the petroleum COPCs. Upon completion of groundwater sampling, the temporary well was abandoned in accordance with the South Carolina Well Standards and Regulations R.61-71 (SCDHEC, 2016). Field forms are provided in the *Initial Groundwater Investigation Report – May and June 2015* (Resolution Consultants, 2015).

2.4 Groundwater Analytical Results

A summary of the laboratory analytical results and SCDHEC RBSLs is presented in Table 2. A copy of the laboratory analytical data report is included in Appendix C.

The groundwater results collected from 106 Beech Street (Formerly 261 Beech Street) were less than the SCDHEC RBSLs and the site specific groundwater VISLs (Table 2), which indicated that the groundwater was not impacted by COPCs associated with the former UST at concentrations that present a potential risk to human health and the environment.

3.0 PROPERTY STATUS

Based on the analytical results for groundwater, SCDHEC made the determination that NFA was required for 106 Beech Street (Formerly 261 Beech Street). This NFA determination was obtained in a letter dated February 22, 2016. SCDHEC's NFA letter is provided in Appendix D.

4.0 REFERENCES

Marine Corps Air Station Beaufort, 2013. *South Carolina Department of Health and Environmental Control (SCDHEC) Underground Storage Tank Assessment Report – 261 Beech Street, Laurel Bay Military Housing Area*, April 2013.

Resolution Consultants, 2015. *Initial Groundwater Investigation Report – May and June 2015 for Laurel Bay Military Housing Area, Multiple Properties, Laurel Bay Military Housing Area, Marine Corps Air Station Beaufort, Beaufort, South Carolina*, October 2015.

South Carolina Department of Health and Environmental Control Bureau of Land and Waste Management, 2013. *Quality Assurance Program Plan for the Underground Storage Tank Management Division, Revision 2.0*, April 2013.

South Carolina Department of Health and Environmental Control Bureau of Land and Waste Management, 2015. *Quality Assurance Program Plan for the Underground Storage Tank Management Division, Revision 3.0*, May 2015.

South Carolina Department of Health and Environmental Control Bureau of Land and Waste Management, 2016. *Quality Assurance Program Plan for the Underground Storage Tank Management Division, Revision 3.1*, February 2016.

South Carolina Department of Health and Environmental Control Bureau of Land and Waste Management, 2017. *R.61-92, Part 280, Underground Storage Tank Control Regulations*, March 2017.

South Carolina Department of Health and Environmental Control Bureau of Land and Waste Management, 2018. *Underground Storage Tank Assessment Instructions for Permanent Closure and Change-In-Service*, March 2018.

South Carolina Department of Health and Environmental Control Bureau of Water, 2016. *R.61-71, Well Standards*, June 2016.

Tables

Table 1
Laboratory Analytical Results - Soil
106 Beech Street (Formerly 261 Beech Street)
Laurel Bay Military Housing Area
Marine Corps Air Station Beaufort
Beaufort, South Carolina

Constituent	SCDHEC RBSLs ⁽¹⁾	Results Samples Collected 08/01/12		
		261 Beech-1a	261 Beech-2a	261 Beech-3a
Volatile Organic Compounds Analyzed by EPA Method 8260B (mg/kg)				
Benzene	0.003	0.00104	ND	0.00178
Ethylbenzene	1.15	0.0133	ND	0.0563
Naphthalene	0.036	1.38	0.0222	0.315
Toluene	0.627	0.00115	ND	ND
Xylenes, Total	13.01	0.0201	0.00189	0.0261
Semivolatile Organic Compounds Analyzed by EPA Method 8270D (mg/kg)				
Benzo(a)anthracene	0.66	ND	ND	ND
Benzo(b)fluoranthene	0.66	ND	ND	ND
Benzo(k)fluoranthene	0.66	ND	ND	ND
Chrysene	0.66	ND	ND	ND
Dibenz(a,h)anthracene	0.66	ND	ND	ND

Notes:

⁽¹⁾ South Carolina Risk-Based Screening Levels from the Quality Assurance Program Plan for the Underground Storage Tank Management Division, Revision 2.0 (SCDHEC, April 2013).

Bold font indicates the analyte was detected.

Bold font and shading indicates the concentration exceeds the SCDHEC RBSL.

EPA - United States Environmental Protection Agency

mg/kg - milligrams per kilogram

ND - not detected at the reporting limit (or method detection limit if shown on the laboratory report). The soil laboratory report is provided in Appendix B.

RBSL - Risk-Based Screening Level

SCDHEC - South Carolina Department Of Health and Environmental Control

Table 2
Laboratory Analytical Results - Groundwater
106 Beech Street (Formerly 261 Beech Street)
Laurel Bay Military Housing Area
Marine Corps Air Station Beaufort
Beaufort, South Carolina

Constituent	SCDHEC RBSLs ⁽¹⁾	Site-Specific Groundwater VISLs (µg/L) ⁽²⁾	Results Sample Collected 05/27/15	
			261 Beech Street TW01	261 Beech Street TW03
Volatile Organic Compounds Analyzed by EPA Method 8260B (µg/L)				
Benzene	5	16.24	ND	ND
Ethylbenzene	700	45.95	ND	ND
Naphthalene	25	29.33	ND	5.8
Toluene	1000	105,445	ND	ND
Xylenes, Total	10,000	2,133	ND	ND
Semivolatile Organic Compounds Analyzed by EPA Method 8270D (µg/L)				
Benzo(a)anthracene	10	NA	ND	ND
Benzo(b)fluoranthene	10	NA	ND	ND
Benzo(k)fluoranthene	10	NA	ND	ND
Chrysene	10	NA	ND	ND
Dibenz(a,h)anthracene	10	NA	ND	ND

Notes:

⁽¹⁾ South Carolina Risk-Based Screening Levels from the Quality Assurance Program Plan for the Underground Storage Tank Management Division, Revision 3.1 (SCDHEC, February 2016).

⁽²⁾ Site-specific groundwater VISLs were calculated using the EPA JE Model Spreadsheets (Version 3.1, February 2004) and conservative modeling inputs representative of a small single-story house with an 8 foot ceiling. Site-specific groundwater VISLs were developed based on a target risk level of 1×10^{-6} , a target hazard quotient of 1 (per target organ), and a default residential exposure scenario, assuming exposure for 24 hours/day, 350 days/year, for 26 years. Modeling was performed for a range of depths to groundwater for application as appropriate in different areas of the Laurel Bay Military Housing Area. The most conservative levels are presented for comparison. Refer to Appendix H of the Uniform Federal Policy Sampling Analysis and Sampling Plan for Vapor Media, Revision 4 (Resolution Consultants, April 2017) for additional information.

Bold font indicates the analyte was detected.

Bold font and shading indicates the concentration exceeds the SCDHEC RBSL and/or the Site-Specific Groundwater VISL.

EPA - United States Environmental Protection Agency

JE - Johnson & Ettinger

NA - Not Applicable

ND - not detected at the reporting limit (or method detection limit if shown on the laboratory report). The groundwater laboratory report is provided in Appendix C.

RBSL - Risk-Based Screening Level

SCDHEC - South Carolina Department Of Health and Environmental Control

µg/L - micrograms per liter

VISL - Vapor Intrusion Screening Level

Appendix A
Multi-Media Selection Process for LBMH



Appendix A - Multi-Media Selection Process for LBMH

Appendix B
UST Assessment Report

South Carolina Department of Health and Environmental Control (SCDHEC)
Underground Storage Tank (UST) Assessment Report

Date Received State Use Only

Submit Completed Form To:
UST Program
SCDHEC
2600 Bull Street
Columbia, South Carolina 29201
Telephone (803) 896-7957

I. OWNERSHIP OF UST (S)

MCAS Beaufort, Commanding Officer Attn: NREAO (Craig Ehde)		
Owner Name (Corporation, Individual, Public Agency, Other)		
P.O. Box 55001		
Mailing Address		
Beaufort,	South Carolina	29904-5001
City	State	Zip Code
843	228-7317	Craig Ehde
Area Code	Telephone Number	Contact Person

II. SITE IDENTIFICATION AND LOCATION

Permit I.D. #	
Laurel Bay Military Housing Area, Marine Corps Air Station, Beaufort, SC	
Facility Name or Company Site Identifier	
261 Beech Street, Laurel Bay Military Housing Area	
Street Address or State Road (as applicable)	
Beaufort,	Beaufort
City	County

III. INSURANCE INFORMATION

Insurance Statement

The petroleum release reported to DHEC on _____ at Permit ID Number _____ may qualify to receive state monies to pay for appropriate site rehabilitation activities. Before participation is allowed in the State Clean-up fund, written confirmation of the existence or non-existence of an environmental insurance policy is required. **This section must be completed.**

Is there now, or has there ever been an insurance policy or other financial mechanism that covers this UST release? **YES**____ **NO**____ (check one)

If you answered **YES** to the above question, please complete the following information:

My policy provider is: _____

The policy deductible is: _____

The policy limit is: _____

If you have this type of insurance, please include a copy of the policy with this report.

IV. REQUEST FOR SUPERB FUNDING

I **DO** / **DO NOT** wish to participate in the SUPERB Program. (Circle one.)

V. CERTIFICATION (To be signed by the UST owner)

I certify that I have personally examined and am familiar with the information submitted in this and all attached documents; and that based on my inquiry of those individuals responsible for obtaining this information, I believe that the submitted information is true, accurate, and complete.

Name (Type or print.)

Signature

To be completed by Notary Public:

Sworn before me this _____ day of _____, 20____

(Name)

Notary Public for the state of _____
Please affix State seal if you are commissioned outside South Carolina

VI. UST INFORMATION

- A. Product...(ex. Gas, Kerosene).....
- B. Capacity...(ex. 1k, 2k).....
- C. Age.....
- D. Construction Material...(ex. Steel, FRP).....
- E. Month/Year of Last Use.....
- F. Depth (ft.) To Base of Tank.....
- G. Spill Prevention Equipment Y/N.....
- H. Overfill Prevention Equipment Y/N.....
- I. Method of Closure Removed/Filled.....
- J. Date Tanks Removed/Filled.....
- K. Visible Corrosion or Pitting Y/N.....
- L. Visible Holes Y/N.....

261 Beech-1	261 Beech-2	261 Beech-3
Heating oil	Heating oil	Heating oil
280 gal	280 gal	280 gal
Late 1950s	Late 1950s	Late 1950s
Steel	Steel	Steel
Mid 80s	Mid 80s	Mid 80s
4'7"	4'9"	3'10"
No	No	No
No	No	No
Removed	Removed	Removed
7/23/2012	7/24/2012	7/24/2012
Yes	Yes	Yes
Yes	Yes	Yes

- M. Method of disposal for any USTs removed from the ground (attach disposal manifests)
UST 261Beech-1 was removed from the ground and disposed at a Subtitle "D" landfill. USTs 261Beech-2 and 261Beech-3 were removed from the ground, cleaned and recycled. See Attachment "A".

- N. Method of disposal for any liquid petroleum, sludges, or wastewaters removed from the USTs (attach disposal manifests)
UST 261Beech-1 was previously filled with sand by others. Contaminated water was pumped from 261Beech-2 and 261Beech-3 and disposed of by MCAS.

- O. If any corrosion, pitting, or holes were observed, describe the location and extent for each UST
Corrosion, pitting and holes were found in all three tanks.

VII. PIPING INFORMATION

	261Beech-1	261Beech-2	261Beech-3
A. Construction Material..(ex. Steel, FRP).....	Steel & Copper	Steel & Copper	Steel & Copper
B. Distance from UST to Dispenser.....	N/A	N/A	N/A
C. Number of Dispensers.....	N/A	N/A	N/A
D. Type of System Pressure or Suction.....	Suction	Suction	Suction
E. Was Piping Removed from the Ground? Y/N	No	No	No
F. Visible Corrosion or Pitting Y/N.....	Yes	Yes	Yes
G. Visible Holes Y/N.....	No	No	No
H. Age.....	Late 1950s	Late 1950s	Late 1950s

I. If any corrosion, pitting, or holes were observed, describe the location and extent for each piping run.

Steel vent piping for all tanks were corroded and pitted. All copper supply and return piping were sound.

VIII. BRIEF SITE DESCRIPTION AND HISTORY

The USTs at the residences are constructed of single wall steel and formerly contained fuel oil for heating. These USTs were installed in the late 1950s and last used in the mid 1980s.

IX. SITE CONDITIONS

	Yes	No	Unk
<p>A. Were any petroleum-stained or contaminated soils found in the UST excavation, soil borings, trenches, or monitoring wells?</p> <p>If yes, indicate depth and location on the site map.</p>	<input type="checkbox"/>	<input checked="" type="checkbox"/>	<input type="checkbox"/>
<p>B. Were any petroleum odors detected in the excavation, soil borings, trenches, or monitoring wells?</p> <p>If yes, indicate location on site map and describe the odor (strong, mild, etc.)</p>	<input type="checkbox"/>	<input checked="" type="checkbox"/>	<input type="checkbox"/>
<p>C. Was water present in the UST excavation, soil borings, or trenches?</p> <p>If yes, how far below land surface (indicate location and depth)?</p>	<input type="checkbox"/>	<input checked="" type="checkbox"/>	<input type="checkbox"/>
<p>D. Did contaminated soils remain stockpiled on site after closure?</p> <p>If yes, indicate the stockpile location on the site map.</p> <p>Name of DHEC representative authorizing soil removal:</p>	<input type="checkbox"/>	<input checked="" type="checkbox"/>	<input type="checkbox"/>
<p>E. Was a petroleum sheen or free product detected on any excavation or boring waters?</p> <p>If yes, indicate location and thickness.</p>	<input type="checkbox"/>	<input checked="" type="checkbox"/>	<input type="checkbox"/>

X. SAMPLE INFORMATION

A. SCDHEC Lab Certification Number 84009

B.

Sample #	Location	Sample Type (Soil/Water)	Soil Type (Sand/Clay)	Depth*	Date/Time of Collection	Collected by	OVA #
261 Beech-1a	Excav at fill end	Soil	Sandy-clay	4'7"	8/1/12 1500 hrs	P. Shaw	
261 Beech-2a	Excav at fill end	Soil	Sandy-clay	4'9"	8/1/12 1515 hrs	P. Shaw	
261 Beech-3a	Excav at fill end	Soil	Sandy-clay	3'10"	8/1/12 1530 hrs	P. Shaw	
	Note: These tanks were resampled because the original samples' temperature was out of tolerance when received by the lab.						
8							
9							
10							
11							
12							
13							
14							
15							
16							
17							
18							
19							
20							

* = Depth Below the Surrounding Land Surface

XI. SAMPLING METHODOLOGY

Provide a detailed description of the methods used to collect and store the samples. Also include the preservative used for each sample. Please use the space provided below.

Sampling was performed in accordance with SC DHEC R.61-92 Part 280 and SC DHEC Assessment Guidelines. Sample containers were prepared by the testing laboratory. The grab method was utilized to fill the sample containers leaving as little head space as possible and immediately capped. Soil samples were extracted from area below tank. The samples were marked, logged, and immediately placed in a sample cooler packed with ice to maintain an approximate temperature of 4 degrees Centigrade. Tools were thoroughly cleaned and decontaminated with the seven step decon process after each use. The samples remained in custody of SBG-EEG, Inc. until they were transferred to Test America Incorporated for analysis as documented in the Chain of Custody Record.

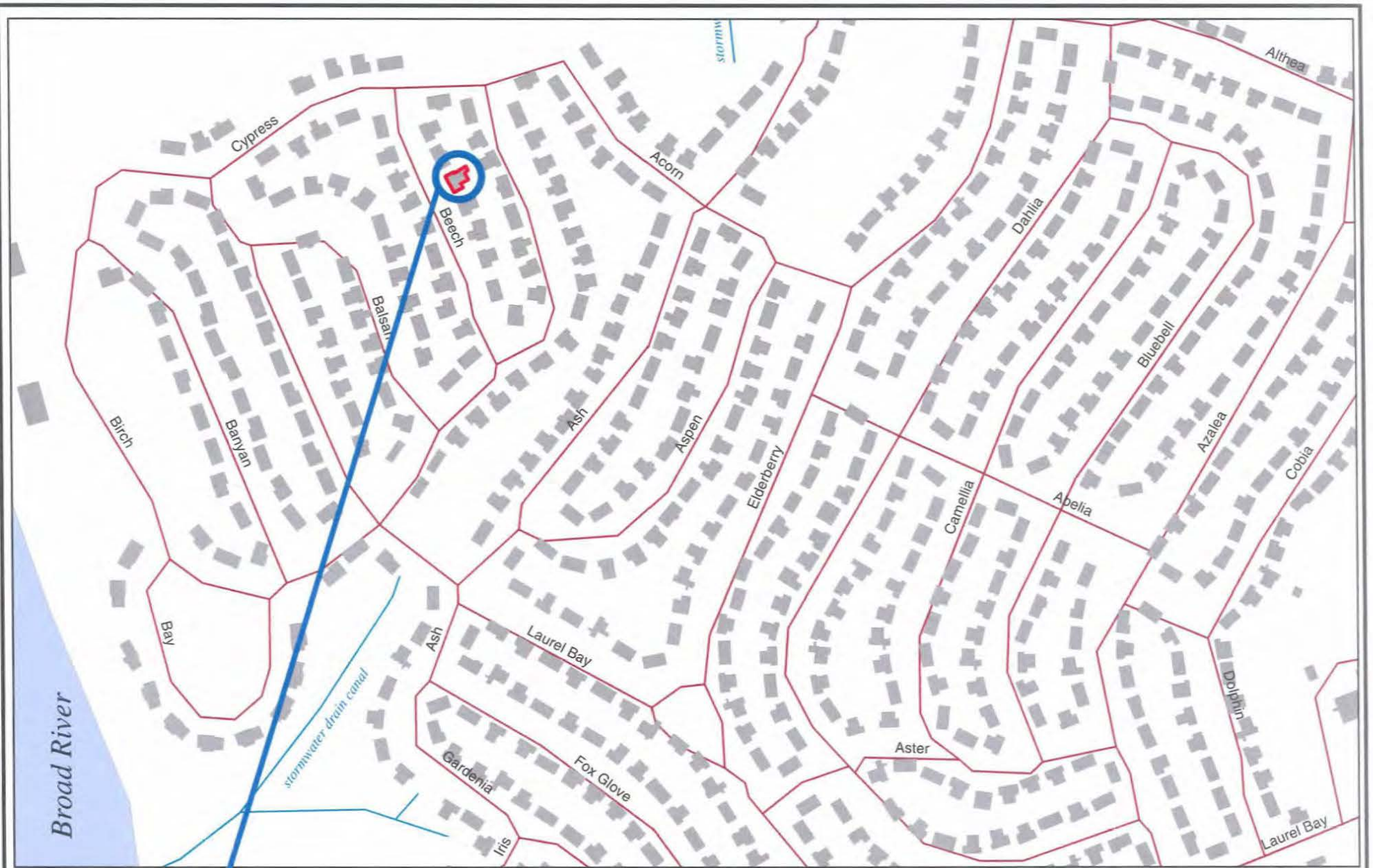
XII. RECEPTORS

	Yes	No
<p>A. Are there any lakes, ponds, streams, or wetlands located within 1000 feet of the UST system? *Stormwater drainage canal</p> <p>If yes, indicate type of receptor, distance, and direction on site map.</p>	*X	
<p>B. Are there any public, private, or irrigation water supply wells within 1000 feet of the UST system?</p> <p>If yes, indicate type of well, distance, and direction on site map.</p>		X
<p>C. Are there any underground structures (e.g., basements) Located within 100 feet of the UST system?</p> <p>If yes, indicate type of structure, distance, and direction on site map.</p>		X
<p>D. Are there any underground utilities (e.g., telephone, electricity, gas, water, sewer, storm drain) located within 100 feet of the UST system that could potentially come in contact with the contamination? *Sewer, water, electricity cable and fiber optic</p> <p>If yes, indicate the type of utility, distance, and direction on the site map.</p>	*X	
<p>E. Has contaminated soil been identified at a depth less than 3 feet below land surface in an area that is not capped by asphalt or concrete?</p> <p>If yes, indicate the area of contaminated soil on the site map.</p>		X


XIII. SITE MAP

You must supply a scaled site map. It should include all buildings, road names, utilities, tank and dispenser island locations, labeled sample locations, extent of excavation, and any other pertinent information.

(Attach Site Map Here)



261 BEECH



SBG-EEG, Inc.

7301 Rivers Ave., Suite 245
N. Charleston SC 29406-9643

Ph. (843) 573-7140

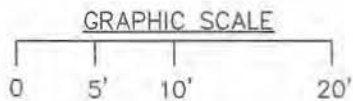
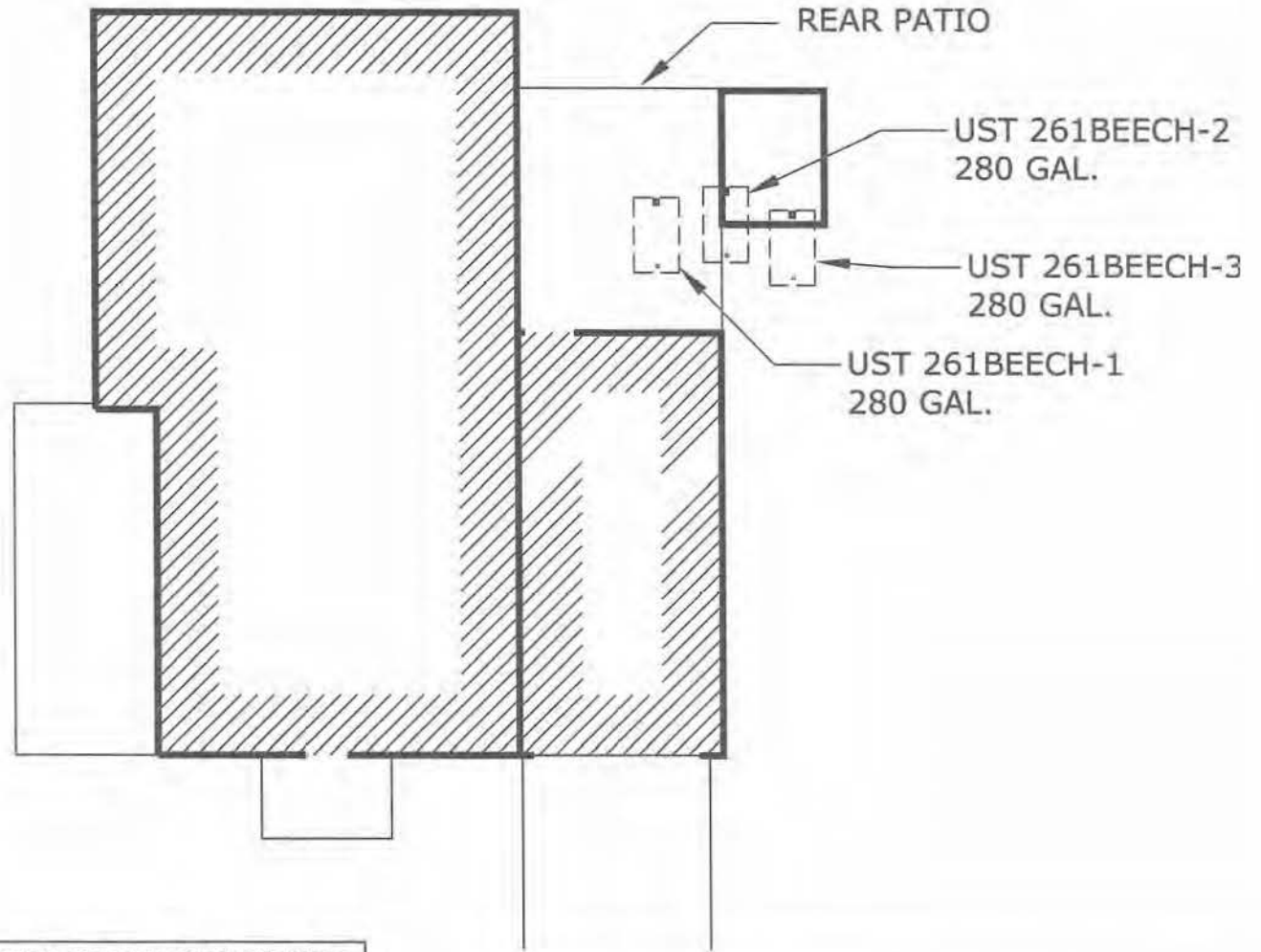
Drawn By: L. DiAsio

Dwg Date: Sept 2012

**FIGURE 1: LOCATION MAP
261 BEECH STREET
LAUREL BAY, BEAUFORT SC**



STORMWATER DRAINAGE CANAL \approx 750'



TANK DEPTH BELOW GRADE
261BEECH-1 = 19"
261BEECH-2 = 21"
261BEECH-3 = 10"

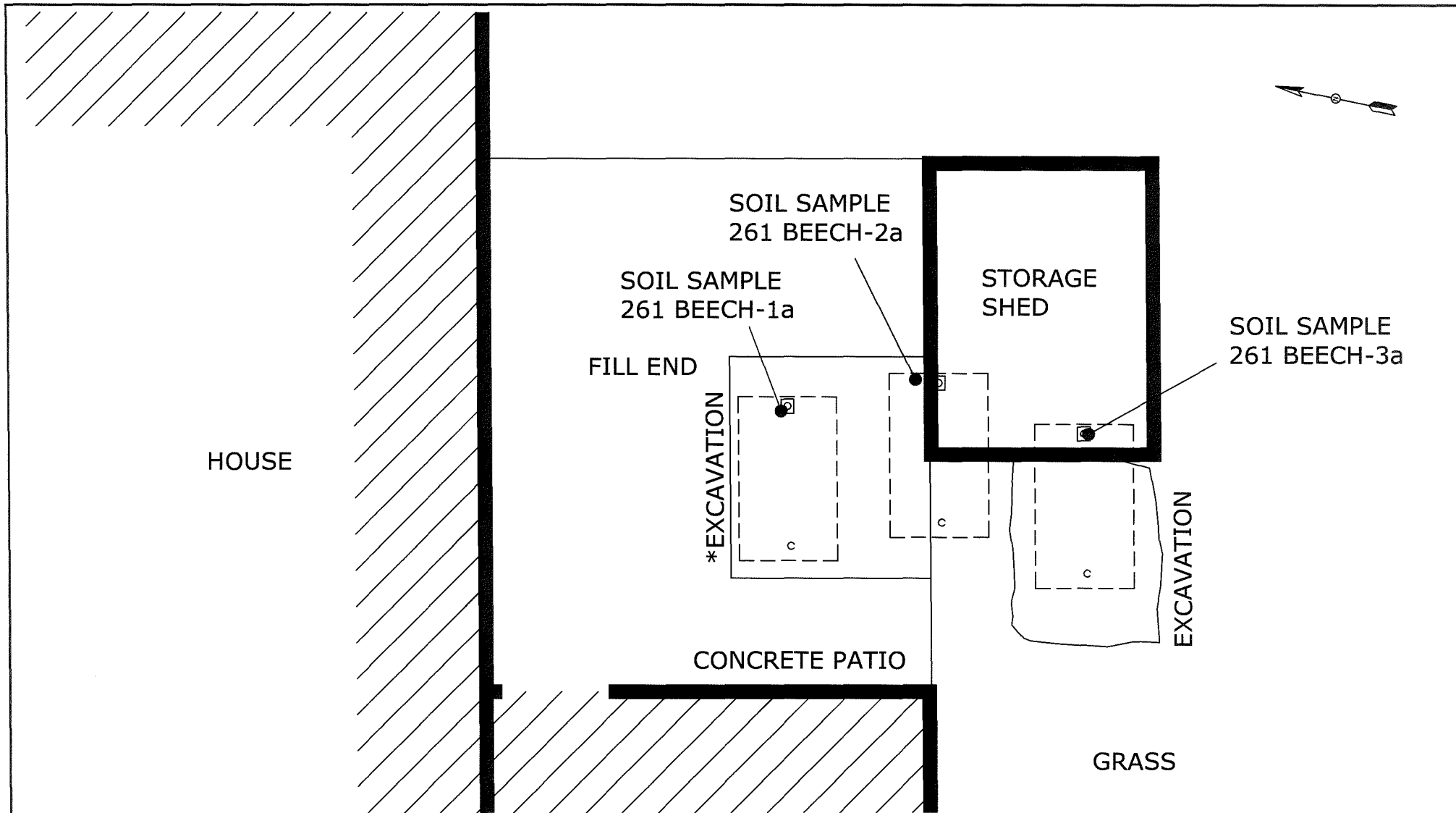
SBG-EEG

7301 RIVERS AVE., SUITE 245
N. CHARLESTON SC 29406
(843) 573-7140


FIGURE 2 SITE MAP
261 BEECH STREET, LAUREL BAY
MCAS BEAUFORT SC

SCALE: GRAPHIC

DWG DATE SEPT 2012



*A PORTION OF THE PATIO WAS REMOVED TO FACILITATE EXTRACTING THESE TANKS.



SBG-EEG

7301 RIVERS AVE., SUITE 245
N. CHARLESTON SC 29406
(843) 573-7140

FIGURE 3 UST SAMPLE LOCATIONS
261 BEECH STREET LAUREL BAY
MCAS BEAUFORT SC

SCALE: GRAPHIC

DWG DATE SEPT 2012



Picture 1: Location of the tanks at 261 Beech Street



Picture 2: UST 261Beech-1 excavation.



Picture 3: UST 261Beech-2 excavation.



Picture 4: UST 261Beech-3 excavation.

XIV. SUMMARY OF ANALYSIS RESULTS

Enter the soil analytical data for each soil boring for all COC in the table below and on the following page.

CoC	UST	261Beech-1		261Beech-2		261Beech-3
Benzene		0.00104 mg/kg		ND		0.00178 mg/kg
Toluene		0.00115 mg/kg		ND		ND
Ethylbenzene		0.0133 mg/kg		ND		0.0563 mg/kg
Xylenes		0.0201 mg/kg		0.00189 mg/kg		0.0261 mg/kg
Naphthalene		1.38 mg/kg		0.0222 mg/kg		0.315 mg/kg
Benzo (a) anthracene		ND		ND		ND
Benzo (b) fluoranthene		ND		ND		ND
Benzo (k) fluoranthene		ND		ND		ND
Chrysene		ND		ND		ND
Dibenz (a, h) anthracene		ND		ND		ND
TPH (EPA 3550)						

CoC							
Benzene							
Toluene							
Ethylbenzene							
Xylenes							
Naphthalene							
Benzo (a) anthracene							
Benzo (b) fluoranthene							
Benzo (k) fluoranthene							
Chrysene							
Dibenz (a, h) anthracene							
TPH (EPA 3550)							

SUMMARY OF ANALYSIS RESULTS (cont'd)

Enter the ground water analytical data for each sample for all CoC in the table below. If free product is present, indicate the measured thickness to the nearest 0.01 feet.

CoC	RBSL (µg/l)	W-1	W-2	W -3	W -4
Free Product Thickness	None				
Benzene	5				
Toluene	1,000				
Ethylbenzene	700				
Xylenes	10,000				
Total BTEX	N/A				
MTBE	40				
Naphthalene	25				
Benzo (a) anthracene	10				
Benzo (b) flouranthene	10				
Benzo (k) flouranthene	10				
Chrysene	10				
Dibenz (a, h) anthracene	10				
EDB	.05				
1,2-DCA	5				
Lead	Site specific				

XV. ANALYTICAL RESULTS

You must submit the laboratory report and chain-of-custody form for the samples. These samples must be analyzed by a South Carolina certified laboratory.

(Attach Certified Analytical Results and Chain-of-Custody Here)
(Please see Form #4)

TestAmerica

THE LEADER IN ENVIRONMENTAL TESTING

ANALYTICAL REPORT

TestAmerica Laboratories, Inc.

TestAmerica Nashville
2960 Foster Creighton Drive
Nashville, TN 37204
Tel: (615)726-0177


TestAmerica Job ID: 490-3423-1

Client Project/Site: Laurel Bay Housing Project

For:

Environmental Enterprise Group
10179 Highway 78
Ladson, South Carolina 29456

Attn: Mr. Tom McElwee



Authorized for release by:
8/13/2012 4:23:06 PM

Ken Hayes
Project Manager I
ken.hayes@testamericainc.com

LINKS

Review your project
results through
TotalAccess

Have a Question?

 **Ask
The
Expert**

Visit us at:
www.testamericainc.com

The test results in this report meet all 2003 NELAC and 2009 TNI requirements for accredited parameters, exceptions are noted in this report. This report may not be reproduced except in full, and with written approval from the laboratory. For questions please contact the Project Manager at the e-mail address or telephone number listed on this page.

This report has been electronically signed and authorized by the signatory. Electronic signature is intended to be the legally binding equivalent of a traditionally handwritten signature.

Results relate only to the items tested and the sample(s) as received by the laboratory.

Table of Contents

Cover Page	1
Table of Contents	2
Sample Summary	3
Case Narrative	4
Definitions	5
Client Sample Results	6
QC Sample Results	13
QC Association	19
Chronicle	21
Method Summary	23
Certification Summary	24
Chain of Custody	25
Receipt Checklists	27

Sample Summary

Client: Environmental Enterprise Group
Project/Site: Laurel Bay Housing Project

TestAmerica Job ID: 490-3423-1

Lab Sample ID	Client Sample ID	Matrix	Collected	Received
490-3423-1	1262 Dove	Solid	07/30/12 16:15	08/04/12 08:30
490-3423-2	1276 Albatross	Solid	08/01/12 10:45	08/04/12 08:30
490-3423-3	261 Beech-1a	Solid	08/01/12 15:00	08/04/12 08:30
490-3423-4	261 Beech-2a	Solid	08/01/12 15:15	08/04/12 08:30
490-3423-5	261 Beech-3a	Solid	08/01/12 15:30	08/04/12 08:30
490-3423-6	260 Beech-1a	Solid	08/01/12 16:00	08/04/12 08:30
490-3423-7	260 Beech-2	Solid	08/02/12 10:45	08/04/12 08:30

Case Narrative

Client: Environmental Enterprise Group
Project/Site: Laurel Bay Housing Project

TestAmerica Job ID: 490-3423-1

Job ID: 490-3423-1

Laboratory: TestAmerica Nashville

Narrative

**Job Narrative
490-3423-1**

Comments

No additional comments.

Receipt

The samples were received on 8/4/2012 8:30 AM; the samples arrived in good condition, properly preserved and, where required, on ice. The temperature of the cooler at receipt was 5.9° C.

GC/MS VOA

Method(s) 8260B: Internal standard responses were outside of acceptance limits for the following sample(s): (490-3429-1 MS), (490-3429-1 MSD). The sample(s) shows evidence of matrix interference.

Method(s) 8260B: The matrix spike / matrix spike duplicate (MS/MSD) recoveries for batch 10484 were outside control limits due to failing internal standards. The associated laboratory control sample (LCS) recovery met acceptance criteria.

Method(s) 8260B: The following sample(s) was diluted due to the nature of the sample matrix: 261 Beech-3a (490-3423-5). Elevated reporting limits (RLs) are provided.

Method(s) 8260B: Napthalene reported with E flag due to lowest possible dilution being over dilute.

No other analytical or quality issues were noted.

GC/MS Semi VOA

Method(s) 8270D: The wrong sample was prepped and used for the MS/MSD; therefore, no MS/MSD results are reported for batch 11020.

No other analytical or quality issues were noted.

Organic Prep

No analytical or quality issues were noted.

VOA Prep

No analytical or quality issues were noted.

Definitions/Glossary

Client: Environmental Enterprise Group
Project/Site: Laurel Bay Housing Project

TestAmerica Job ID: 490-3423-1

Qualifiers

GC/MS VOA

Qualifier	Qualifier Description
J	Result is less than the RL but greater than or equal to the MDL and the concentration is an approximate value.
E	Result exceeded calibration range.

GC/MS Semi VOA

Qualifier	Qualifier Description
J	Result is less than the RL but greater than or equal to the MDL and the concentration is an approximate value.

Glossary

Abbreviation	These commonly used abbreviations may or may not be present in this report.
☉	Listed under the "D" column to designate that the result is reported on a dry weight basis
%R	Percent Recovery
CNF	Contains no Free Liquid
DL, RA, RE, IN	Indicates a Dilution, Reanalysis, Re-extraction, or additional Initial metals/anion analysis of the sample
EDL	Estimated Detection Limit
EPA	United States Environmental Protection Agency
MDL	Method Detection Limit
ML	Minimum Level (Dioxin)
ND	Not detected at the reporting limit (or MDL or EDL if shown)
PQL	Practical Quantitation Limit
QC	Quality Control
RL	Reporting Limit
RPD	Relative Percent Difference, a measure of the relative difference between two points
TEF	Toxicity Equivalent Factor (Dioxin)
TEQ	Toxicity Equivalent Quotient (Dioxin)

Client Sample Results

Client: Environmental Enterprise Group
Project/Site: Laurel Bay Housing Project

TestAmerica Job ID: 490-3423-1

Client Sample ID: 1262 Dove

Date Collected: 07/30/12 16:15

Date Received: 08/04/12 08:30

Lab Sample ID: 490-3423-1

Matrix: Solid

Percent Solids: 97.0

Method: 8260B - Volatile Organic Compounds (GC/MS)

Analyte	Result	Qualifier	RL	MDL	Unit	D	Prepared	Analyzed	Dil Fac
Benzene	ND		0.00216	0.000723	mg/Kg	☒	08/04/12 15:53	08/06/12 16:37	1
Ethylbenzene	ND		0.00216	0.000723	mg/Kg	☒	08/04/12 15:53	08/06/12 16:37	1
Naphthalene	ND		0.00540	0.00183	mg/Kg	☒	08/04/12 15:53	08/06/12 16:37	1
Toluene	ND		0.00216	0.000799	mg/Kg	☒	08/04/12 15:53	08/06/12 16:37	1
Xylenes, Total	ND		0.00540	0.000723	mg/Kg	☒	08/04/12 15:53	08/06/12 16:37	1

Surrogate	%Recovery	Qualifier	Limits	Prepared	Analyzed	Dil Fac
1,2-Dichloroethane-d4 (Surr)	100		70 - 130	08/04/12 15:53	08/06/12 16:37	1
4-Bromofluorobenzene (Surr)	99		70 - 130	08/04/12 15:53	08/06/12 16:37	1
Dibromofluoromethane (Surr)	97		70 - 130	08/04/12 15:53	08/06/12 16:37	1
Toluene-d8 (Surr)	92		70 - 130	08/04/12 15:53	08/06/12 16:37	1

Method: 8270D - Semivolatile Organic Compounds (GC/MS)

Analyte	Result	Qualifier	RL	MDL	Unit	D	Prepared	Analyzed	Dil Fac
Acenaphthene	ND		0.0669	0.00998	mg/Kg	☒	08/08/12 12:38	08/08/12 20:43	1
Acenaphthylene	ND		0.0669	0.00898	mg/Kg	☒	08/08/12 12:38	08/08/12 20:43	1
Anthracene	ND		0.0669	0.00898	mg/Kg	☒	08/08/12 12:38	08/08/12 20:43	1
Benzo[a]anthracene	ND		0.0669	0.0150	mg/Kg	☒	08/08/12 12:38	08/08/12 20:43	1
Benzo[a]pyrene	ND		0.0669	0.0120	mg/Kg	☒	08/08/12 12:38	08/08/12 20:43	1
Benzo[b]fluoranthene	ND		0.0669	0.0120	mg/Kg	☒	08/08/12 12:38	08/08/12 20:43	1
Benzo[g,h,i]perylene	ND		0.0669	0.00898	mg/Kg	☒	08/08/12 12:38	08/08/12 20:43	1
Benzo[k]fluoranthene	ND		0.0669	0.0140	mg/Kg	☒	08/08/12 12:38	08/08/12 20:43	1
Pyrene	ND		0.0669	0.0120	mg/Kg	☒	08/08/12 12:38	08/08/12 20:43	1
Phenanthrene	ND		0.0669	0.00898	mg/Kg	☒	08/08/12 12:38	08/08/12 20:43	1
Chrysene	ND		0.0669	0.00898	mg/Kg	☒	08/08/12 12:38	08/08/12 20:43	1
Dibenz(a,h)anthracene	ND		0.0669	0.00699	mg/Kg	☒	08/08/12 12:38	08/08/12 20:43	1
Fluoranthene	ND		0.0669	0.00898	mg/Kg	☒	08/08/12 12:38	08/08/12 20:43	1
Fluorene	ND		0.0669	0.0120	mg/Kg	☒	08/08/12 12:38	08/08/12 20:43	1
Indeno[1,2,3-cd]pyrene	ND		0.0669	0.00998	mg/Kg	☒	08/08/12 12:38	08/08/12 20:43	1
Naphthalene	ND		0.0669	0.00898	mg/Kg	☒	08/08/12 12:38	08/08/12 20:43	1

Surrogate	%Recovery	Qualifier	Limits	Prepared	Analyzed	Dil Fac
2-Fluorobiphenyl (Surr)	40		29 - 120	08/08/12 12:38	08/08/12 20:43	1
Terphenyl-d14 (Surr)	64		13 - 120	08/08/12 12:38	08/08/12 20:43	1
Nitrobenzene-d5 (Surr)	38		27 - 120	08/08/12 12:38	08/08/12 20:43	1

General Chemistry

Analyte	Result	Qualifier	RL	RL	Unit	D	Prepared	Analyzed	Dil Fac
Percent Moisture	3.0		0.10	0.10	%			08/04/12 13:58	1
Percent Solids	97		0.10	0.10	%			08/04/12 13:58	1

Client Sample Results

Client: Environmental Enterprise Group
Project/Site: Laurel Bay Housing Project

TestAmerica Job ID: 490-3423-1

Client Sample ID: 1276 Albatross

Date Collected: 08/01/12 10:45

Date Received: 08/04/12 08:30

Lab Sample ID: 490-3423-2

Matrix: Solid

Percent Solids: 77.0

Method: 8260B - Volatile Organic Compounds (GC/MS)

Analyte	Result	Qualifier	RL	MDL	Unit	D	Prepared	Analyzed	Dil Fac
Benzene	ND		0.00307	0.00103	mg/Kg	⊗	08/04/12 15:53	08/06/12 17:06	1
Ethylbenzene	ND		0.00307	0.00103	mg/Kg	⊗	08/04/12 15:53	08/06/12 17:06	1
Naphthalene	0.0234		0.00768	0.00261	mg/Kg	⊗	08/04/12 15:53	08/06/12 17:06	1
Toluene	ND		0.00307	0.00114	mg/Kg	⊗	08/04/12 15:53	08/06/12 17:06	1
Xylenes, Total	ND		0.00768	0.00103	mg/Kg	⊗	08/04/12 15:53	08/06/12 17:06	1

Surrogate	%Recovery	Qualifier	Limits	Prepared	Analyzed	Dil Fac
1,2-Dichloroethane-d4 (Surr)	101		70 - 130	08/04/12 15:53	08/06/12 17:06	1
4-Bromofluorobenzene (Surr)	101		70 - 130	08/04/12 15:53	08/06/12 17:06	1
Dibromofluoromethane (Surr)	98		70 - 130	08/04/12 15:53	08/06/12 17:06	1
Toluene-d8 (Surr)	92		70 - 130	08/04/12 15:53	08/06/12 17:06	1

Method: 8270D - Semivolatile Organic Compounds (GC/MS)

Analyte	Result	Qualifier	RL	MDL	Unit	D	Prepared	Analyzed	Dil Fac
Acenaphthene	ND		0.0667	0.00996	mg/Kg	⊗	08/08/12 12:38	08/08/12 21:04	1
Acenaphthylene	ND		0.0667	0.00896	mg/Kg	⊗	08/08/12 12:38	08/08/12 21:04	1
Anthracene	ND		0.0667	0.00896	mg/Kg	⊗	08/08/12 12:38	08/08/12 21:04	1
Benzo[a]anthracene	ND		0.0667	0.0149	mg/Kg	⊗	08/08/12 12:38	08/08/12 21:04	1
Benzo[a]pyrene	ND		0.0667	0.0119	mg/Kg	⊗	08/08/12 12:38	08/08/12 21:04	1
Benzo[b]fluoranthene	ND		0.0667	0.0119	mg/Kg	⊗	08/08/12 12:38	08/08/12 21:04	1
Benzo[g,h,i]perylene	ND		0.0667	0.00896	mg/Kg	⊗	08/08/12 12:38	08/08/12 21:04	1
Benzo[k]fluoranthene	ND		0.0667	0.0139	mg/Kg	⊗	08/08/12 12:38	08/08/12 21:04	1
Pyrene	ND		0.0667	0.0119	mg/Kg	⊗	08/08/12 12:38	08/08/12 21:04	1
Phenanthrene	0.0657	J	0.0667	0.00896	mg/Kg	⊗	08/08/12 12:38	08/08/12 21:04	1
Chrysene	ND		0.0667	0.00896	mg/Kg	⊗	08/08/12 12:38	08/08/12 21:04	1
Dibenz(a,h)anthracene	ND		0.0667	0.00697	mg/Kg	⊗	08/08/12 12:38	08/08/12 21:04	1
Fluoranthene	ND		0.0667	0.00896	mg/Kg	⊗	08/08/12 12:38	08/08/12 21:04	1
Fluorene	ND		0.0667	0.0119	mg/Kg	⊗	08/08/12 12:38	08/08/12 21:04	1
Indeno[1,2,3-cd]pyrene	ND		0.0667	0.00996	mg/Kg	⊗	08/08/12 12:38	08/08/12 21:04	1
Naphthalene	ND		0.0667	0.00896	mg/Kg	⊗	08/08/12 12:38	08/08/12 21:04	1

Surrogate	%Recovery	Qualifier	Limits	Prepared	Analyzed	Dil Fac
2-Fluorobiphenyl (Surr)	51		29 - 120	08/08/12 12:38	08/08/12 21:04	1
Terphenyl-d14 (Surr)	71		13 - 120	08/08/12 12:38	08/08/12 21:04	1
Nitrobenzene-d5 (Surr)	47		27 - 120	08/08/12 12:38	08/08/12 21:04	1

General Chemistry

Analyte	Result	Qualifier	RL	RL	Unit	D	Prepared	Analyzed	Dil Fac
Percent Moisture	23		0.10	0.10	%			08/04/12 13:58	1
Percent Solids	77		0.10	0.10	%			08/04/12 13:58	1

Client Sample Results

Client: Environmental Enterprise Group
 Project/Site: Laurel Bay Housing Project

TestAmerica Job ID: 490-3423-1

Client Sample ID: 261 Beech-1a

Date Collected: 08/01/12 15:00

Date Received: 08/04/12 08:30

Lab Sample ID: 490-3423-3

Matrix: Solid
 Percent Solids: 74.4

Method: 8260B - Volatile Organic Compounds (GC/MS)

Analyte	Result	Qualifier	RL	MDL	Unit	D	Prepared	Analyzed	Dil Fac
Benzene	0.00104	J	0.00210	0.000704	mg/Kg	☉	08/04/12 15:53	08/06/12 17:35	1
Ethylbenzene	0.0133		0.00210	0.000704	mg/Kg	☉	08/04/12 15:53	08/06/12 17:35	1
Naphthalene	1.38		1.19	0.406	mg/Kg	☉	08/04/12 15:59	08/08/12 16:28	1
Toluene	0.00115	J	0.00210	0.000778	mg/Kg	☉	08/04/12 15:53	08/06/12 17:35	1
Xylenes, Total	0.0201		0.00525	0.000704	mg/Kg	☉	08/04/12 15:53	08/06/12 17:35	1
Surrogate	%Recovery	Qualifier	Limits				Prepared	Analyzed	Dil Fac
1,2-Dichloroethane-d4 (Surr)	97		70 - 130				08/04/12 15:53	08/06/12 17:35	1
1,2-Dichloroethane-d4 (Surr)	98		70 - 130				08/04/12 15:59	08/08/12 16:28	1
4-Bromofluorobenzene (Surr)	117		70 - 130				08/04/12 15:53	08/06/12 17:35	1
4-Bromofluorobenzene (Surr)	102		70 - 130				08/04/12 15:59	08/08/12 16:28	1
Dibromofluoromethane (Surr)	98		70 - 130				08/04/12 15:53	08/06/12 17:35	1
Dibromofluoromethane (Surr)	89		70 - 130				08/04/12 15:59	08/08/12 16:28	1
Toluene-d8 (Surr)	100		70 - 130				08/04/12 15:53	08/06/12 17:35	1
Toluene-d8 (Surr)	101		70 - 130				08/04/12 15:59	08/08/12 16:28	1

Method: 8270D - Semivolatile Organic Compounds (GC/MS)

Analyte	Result	Qualifier	RL	MDL	Unit	D	Prepared	Analyzed	Dil Fac
Acenaphthene	0.169		0.0662	0.00989	mg/Kg	☉	08/08/12 12:38	08/08/12 21:24	1
Acenaphthylene	0.0500	J	0.0662	0.00890	mg/Kg	☉	08/08/12 12:38	08/08/12 21:24	1
Anthracene	0.104		0.0662	0.00890	mg/Kg	☉	08/08/12 12:38	08/08/12 21:24	1
Benzo[a]anthracene	ND		0.0662	0.0148	mg/Kg	☉	08/08/12 12:38	08/08/12 21:24	1
Benzo[a]pyrene	ND		0.0662	0.0119	mg/Kg	☉	08/08/12 12:38	08/08/12 21:24	1
Benzo[b]fluoranthene	ND		0.0662	0.0119	mg/Kg	☉	08/08/12 12:38	08/08/12 21:24	1
Benzo[g,h,i]perylene	ND		0.0662	0.00890	mg/Kg	☉	08/08/12 12:38	08/08/12 21:24	1
Benzo[k]fluoranthene	ND		0.0662	0.0138	mg/Kg	☉	08/08/12 12:38	08/08/12 21:24	1
Pyrene	0.202		0.0662	0.0119	mg/Kg	☉	08/08/12 12:38	08/08/12 21:24	1
Phenanthrene	0.819		0.0662	0.00890	mg/Kg	☉	08/08/12 12:38	08/08/12 21:24	1
Chrysene	ND		0.0662	0.00890	mg/Kg	☉	08/08/12 12:38	08/08/12 21:24	1
Dibenz(a,h)anthracene	ND		0.0662	0.00692	mg/Kg	☉	08/08/12 12:38	08/08/12 21:24	1
Fluoranthene	0.229		0.0662	0.00890	mg/Kg	☉	08/08/12 12:38	08/08/12 21:24	1
Fluorene	0.272		0.0662	0.0119	mg/Kg	☉	08/08/12 12:38	08/08/12 21:24	1
Indeno[1,2,3-cd]pyrene	ND		0.0662	0.00989	mg/Kg	☉	08/08/12 12:38	08/08/12 21:24	1
Naphthalene	0.242		0.0662	0.00890	mg/Kg	☉	08/08/12 12:38	08/08/12 21:24	1
Surrogate	%Recovery	Qualifier	Limits				Prepared	Analyzed	Dil Fac
2-Fluorobiphenyl (Surr)	48		29 - 120				08/08/12 12:38	08/08/12 21:24	1
Terphenyl-d14 (Surr)	67		13 - 120				08/08/12 12:38	08/08/12 21:24	1
Nitrobenzene-d5 (Surr)	50		27 - 120				08/08/12 12:38	08/08/12 21:24	1

General Chemistry

Analyte	Result	Qualifier	RL	RL	Unit	D	Prepared	Analyzed	Dil Fac
Percent Moisture	26		0.10	0.10	%			08/04/12 13:58	1
Percent Solids	74		0.10	0.10	%			08/04/12 13:58	1

Client Sample Results

Client: Environmental Enterprise Group
 Project/Site: Laurel Bay Housing Project

TestAmerica Job ID: 490-3423-1

Client Sample ID: 261 Beech-2a

Date Collected: 08/01/12 15:15

Date Received: 08/04/12 08:30

Lab Sample ID: 490-3423-4

Matrix: Solid

Percent Solids: 73.9

Method: 8260B - Volatile Organic Compounds (GC/MS)

Analyte	Result	Qualifier	RL	MDL	Unit	D	Prepared	Analyzed	Dil Fac
Benzene	ND		0.00189	0.000634	mg/Kg	⊕	08/04/12 15:53	08/07/12 13:34	1
Ethylbenzene	ND		0.00189	0.000634	mg/Kg	⊕	08/04/12 15:53	08/07/12 13:34	1
Naphthalene	0.0222		0.00473	0.00161	mg/Kg	⊕	08/04/12 15:53	08/07/12 13:34	1
Toluene	ND		0.00189	0.000701	mg/Kg	⊕	08/04/12 15:53	08/07/12 13:34	1
Xylenes, Total	0.00189	J	0.00473	0.000634	mg/Kg	⊕	08/04/12 15:53	08/07/12 13:34	1

Surrogate	%Recovery	Qualifier	Limits	Prepared	Analyzed	Dil Fac
1,2-Dichloroethane-d4 (Surr)	97		70 - 130	08/04/12 15:53	08/07/12 13:34	1
4-Bromofluorobenzene (Surr)	102		70 - 130	08/04/12 15:53	08/07/12 13:34	1
Dibromofluoromethane (Surr)	94		70 - 130	08/04/12 15:53	08/07/12 13:34	1
Toluene-d8 (Surr)	105		70 - 130	08/04/12 15:53	08/07/12 13:34	1

Method: 8270D - Semivolatile Organic Compounds (GC/MS)

Analyte	Result	Qualifier	RL	MDL	Unit	D	Prepared	Analyzed	Dil Fac
Acenaphthene	ND		0.0665	0.00992	mg/Kg	⊕	08/08/12 12:38	08/08/12 21:45	1
Acenaphthylene	ND		0.0665	0.00893	mg/Kg	⊕	08/08/12 12:38	08/08/12 21:45	1
Anthracene	ND		0.0665	0.00893	mg/Kg	⊕	08/08/12 12:38	08/08/12 21:45	1
Benzo[a]anthracene	ND		0.0665	0.0149	mg/Kg	⊕	08/08/12 12:38	08/08/12 21:45	1
Benzo[a]pyrene	ND		0.0665	0.0119	mg/Kg	⊕	08/08/12 12:38	08/08/12 21:45	1
Benzo[b]fluoranthene	ND		0.0665	0.0119	mg/Kg	⊕	08/08/12 12:38	08/08/12 21:45	1
Benzo[g,h,i]perylene	ND		0.0665	0.00893	mg/Kg	⊕	08/08/12 12:38	08/08/12 21:45	1
Benzo[k]fluoranthene	ND		0.0665	0.0139	mg/Kg	⊕	08/08/12 12:38	08/08/12 21:45	1
Pyrene	ND		0.0665	0.0119	mg/Kg	⊕	08/08/12 12:38	08/08/12 21:45	1
Phenanthrene	0.0706		0.0665	0.00893	mg/Kg	⊕	08/08/12 12:38	08/08/12 21:45	1
Chrysene	ND		0.0665	0.00893	mg/Kg	⊕	08/08/12 12:38	08/08/12 21:45	1
Dibenz(a,h)anthracene	ND		0.0665	0.00694	mg/Kg	⊕	08/08/12 12:38	08/08/12 21:45	1
Fluoranthene	ND		0.0665	0.00893	mg/Kg	⊕	08/08/12 12:38	08/08/12 21:45	1
Fluorene	ND		0.0665	0.0119	mg/Kg	⊕	08/08/12 12:38	08/08/12 21:45	1
Indeno[1,2,3-cd]pyrene	ND		0.0665	0.00992	mg/Kg	⊕	08/08/12 12:38	08/08/12 21:45	1
Naphthalene	ND		0.0665	0.00893	mg/Kg	⊕	08/08/12 12:38	08/08/12 21:45	1

Surrogate	%Recovery	Qualifier	Limits	Prepared	Analyzed	Dil Fac
2-Fluorobiphenyl (Surr)	45		29 - 120	08/08/12 12:38	08/08/12 21:45	1
Terphenyl-d14 (Surr)	80		13 - 120	08/08/12 12:38	08/08/12 21:45	1
Nitrobenzene-d5 (Surr)	40		27 - 120	08/08/12 12:38	08/08/12 21:45	1

General Chemistry

Analyte	Result	Qualifier	RL	RL	Unit	D	Prepared	Analyzed	Dil Fac
Percent Moisture	26		0.10	0.10	%			08/04/12 13:58	1
Percent Solids	74		0.10	0.10	%			08/04/12 13:58	1

Client Sample Results

Client: Environmental Enterprise Group
 Project/Site: Laurel Bay Housing Project

TestAmerica Job ID: 490-3423-1

Client Sample ID: 261 Beech-3a

Lab Sample ID: 490-3423-5

Date Collected: 08/01/12 15:30

Matrix: Solid

Date Received: 08/04/12 08:30

Percent Solids: 79.2

Method: 8260B - Volatile Organic Compounds (GC/MS)

Analyte	Result	Qualifier	RL	MDL	Unit	D	Prepared	Analyzed	Dil Fac
Benzene	0.00178	J	0.00214	0.000717	mg/Kg	☒	08/04/12 15:53	08/06/12 18:34	1
Ethylbenzene	0.0563		0.00214	0.000717	mg/Kg	☒	08/04/12 15:53	08/06/12 18:34	1
Naphthalene	0.315	E	0.00535	0.00182	mg/Kg	☒	08/04/12 15:53	08/06/12 18:34	1
Toluene	ND		0.00214	0.000791	mg/Kg	☒	08/04/12 15:53	08/06/12 18:34	1
Xylenes, Total	0.0261		0.00535	0.000717	mg/Kg	☒	08/04/12 15:53	08/06/12 18:34	1
Surrogate	%Recovery	Qualifier	Limits				Prepared	Analyzed	Dil Fac
1,2-Dichloroethane-d4 (Surr)	97		70 - 130				08/04/12 15:53	08/06/12 18:34	1
4-Bromofluorobenzene (Surr)	124		70 - 130				08/04/12 15:53	08/06/12 18:34	1
Dibromofluoromethane (Surr)	98		70 - 130				08/04/12 15:53	08/06/12 18:34	1
Toluene-d8 (Surr)	99		70 - 130				08/04/12 15:53	08/06/12 18:34	1

Method: 8270D - Semivolatile Organic Compounds (GC/MS)

Analyte	Result	Qualifier	RL	MDL	Unit	D	Prepared	Analyzed	Dil Fac
Acenaphthene	ND		0.0662	0.00988	mg/Kg	☒	08/08/12 12:38	08/08/12 22:06	1
Acenaphthylene	ND		0.0662	0.00889	mg/Kg	☒	08/08/12 12:38	08/08/12 22:06	1
Anthracene	ND		0.0662	0.00889	mg/Kg	☒	08/08/12 12:38	08/08/12 22:06	1
Benzo[a]anthracene	ND		0.0662	0.0148	mg/Kg	☒	08/08/12 12:38	08/08/12 22:06	1
Benzo[a]pyrene	ND		0.0662	0.0119	mg/Kg	☒	08/08/12 12:38	08/08/12 22:06	1
Benzo[b]fluoranthene	ND		0.0662	0.0119	mg/Kg	☒	08/08/12 12:38	08/08/12 22:06	1
Benzo[g,h,i]perylene	ND		0.0662	0.00889	mg/Kg	☒	08/08/12 12:38	08/08/12 22:06	1
Benzo[k]fluoranthene	ND		0.0662	0.0138	mg/Kg	☒	08/08/12 12:38	08/08/12 22:06	1
Pyrene	ND		0.0662	0.0119	mg/Kg	☒	08/08/12 12:38	08/08/12 22:06	1
Phenanthrene	ND		0.0662	0.00889	mg/Kg	☒	08/08/12 12:38	08/08/12 22:06	1
Chrysene	ND		0.0662	0.00889	mg/Kg	☒	08/08/12 12:38	08/08/12 22:06	1
Dibenz(a,h)anthracene	ND		0.0662	0.00691	mg/Kg	☒	08/08/12 12:38	08/08/12 22:06	1
Fluoranthene	ND		0.0662	0.00889	mg/Kg	☒	08/08/12 12:38	08/08/12 22:06	1
Fluorene	ND		0.0662	0.0119	mg/Kg	☒	08/08/12 12:38	08/08/12 22:06	1
Indeno[1,2,3-cd]pyrene	ND		0.0662	0.00988	mg/Kg	☒	08/08/12 12:38	08/08/12 22:06	1
Naphthalene	ND		0.0662	0.00889	mg/Kg	☒	08/08/12 12:38	08/08/12 22:06	1
Surrogate	%Recovery	Qualifier	Limits				Prepared	Analyzed	Dil Fac
2-Fluorobiphenyl (Surr)	38		29 - 120				08/08/12 12:38	08/08/12 22:06	1
Terphenyl-d14 (Surr)	65		13 - 120				08/08/12 12:38	08/08/12 22:06	1
Nitrobenzene-d5 (Surr)	32		27 - 120				08/08/12 12:38	08/08/12 22:06	1

General Chemistry

Analyte	Result	Qualifier	RL	RL	Unit	D	Prepared	Analyzed	Dil Fac
Percent Moisture	21		0.10	0.10	%			08/04/12 13:58	1
Percent Solids	79		0.10	0.10	%			08/04/12 13:58	1

Client Sample Results

Client: Environmental Enterprise Group
Project/Site: Laurel Bay Housing Project

TestAmerica Job ID: 490-3423-1

Client Sample ID: 260 Beech-1a

Date Collected: 08/01/12 16:00

Date Received: 08/04/12 08:30

Lab Sample ID: 490-3423-6

Matrix: Solid

Percent Solids: 71.8

Method: 8260B - Volatile Organic Compounds (GC/MS)

Analyte	Result	Qualifier	RL	MDL	Unit	D	Prepared	Analyzed	Dil Fac
Benzene	ND		0.00210	0.000703	mg/Kg	☉	08/04/12 15:53	08/07/12 14:03	1
Ethylbenzene	ND		0.00210	0.000703	mg/Kg	☉	08/04/12 15:53	08/07/12 14:03	1
Naphthalene	ND		0.00524	0.00178	mg/Kg	☉	08/04/12 15:53	08/07/12 14:03	1
Toluene	ND		0.00210	0.000776	mg/Kg	☉	08/04/12 15:53	08/07/12 14:03	1
Xylenes, Total	ND		0.00524	0.000703	mg/Kg	☉	08/04/12 15:53	08/07/12 14:03	1

Surrogate	%Recovery	Qualifier	Limits	Prepared	Analyzed	Dil Fac
1,2-Dichloroethane-d4 (Surr)	101		70 - 130	08/04/12 15:53	08/07/12 14:03	1
4-Bromofluorobenzene (Surr)	115		70 - 130	08/04/12 15:53	08/07/12 14:03	1
Dibromofluoromethane (Surr)	95		70 - 130	08/04/12 15:53	08/07/12 14:03	1
Toluene-d8 (Surr)	106		70 - 130	08/04/12 15:53	08/07/12 14:03	1

Method: 8270D - Semivolatile Organic Compounds (GC/MS)

Analyte	Result	Qualifier	RL	MDL	Unit	D	Prepared	Analyzed	Dil Fac
Acenaphthene	ND		0.0660	0.00985	mg/Kg	☉	08/08/12 12:38	08/08/12 22:26	1
Acenaphthylene	ND		0.0660	0.00886	mg/Kg	☉	08/08/12 12:38	08/08/12 22:26	1
Anthracene	ND		0.0660	0.00886	mg/Kg	☉	08/08/12 12:38	08/08/12 22:26	1
Benzo[a]anthracene	ND		0.0660	0.0148	mg/Kg	☉	08/08/12 12:38	08/08/12 22:26	1
Benzo[a]pyrene	ND		0.0660	0.0118	mg/Kg	☉	08/08/12 12:38	08/08/12 22:26	1
Benzo[b]fluoranthene	ND		0.0660	0.0118	mg/Kg	☉	08/08/12 12:38	08/08/12 22:26	1
Benzo[g,h,i]perylene	ND		0.0660	0.00886	mg/Kg	☉	08/08/12 12:38	08/08/12 22:26	1
Benzo[k]fluoranthene	ND		0.0660	0.0138	mg/Kg	☉	08/08/12 12:38	08/08/12 22:26	1
Pyrene	ND		0.0660	0.0118	mg/Kg	☉	08/08/12 12:38	08/08/12 22:26	1
Phenanthrene	0.111		0.0660	0.00886	mg/Kg	☉	08/08/12 12:38	08/08/12 22:26	1
Chrysene	ND		0.0660	0.00886	mg/Kg	☉	08/08/12 12:38	08/08/12 22:26	1
Dibenz[a,h]anthracene	ND		0.0660	0.00689	mg/Kg	☉	08/08/12 12:38	08/08/12 22:26	1
Fluoranthene	ND		0.0660	0.00886	mg/Kg	☉	08/08/12 12:38	08/08/12 22:26	1
Fluorene	0.0747		0.0660	0.0118	mg/Kg	☉	08/08/12 12:38	08/08/12 22:26	1
Indeno[1,2,3-cd]pyrene	ND		0.0660	0.00985	mg/Kg	☉	08/08/12 12:38	08/08/12 22:26	1
Naphthalene	0.0823		0.0660	0.00886	mg/Kg	☉	08/08/12 12:38	08/08/12 22:26	1

Surrogate	%Recovery	Qualifier	Limits	Prepared	Analyzed	Dil Fac
2-Fluorobiphenyl (Surr)	55		29 - 120	08/08/12 12:38	08/08/12 22:26	1
Terphenyl-d14 (Surr)	73		13 - 120	08/08/12 12:38	08/08/12 22:26	1
Nitrobenzene-d5 (Surr)	51		27 - 120	08/08/12 12:38	08/08/12 22:26	1

General Chemistry

Analyte	Result	Qualifier	RL	RL	Unit	D	Prepared	Analyzed	Dil Fac
Percent Moisture	28		0.10	0.10	%			08/04/12 13:58	1
Percent Solids	72		0.10	0.10	%			08/04/12 13:58	1

Client Sample Results

Client: Environmental Enterprise Group
Project/Site: Laurel Bay Housing Project

TestAmerica Job ID: 490-3423-1

Client Sample ID: 260 Beech-2

Lab Sample ID: 490-3423-7

Date Collected: 08/02/12 10:45

Matrix: Solid

Date Received: 08/04/12 08:30

Percent Solids: 95.4

Method: 8260B - Volatile Organic Compounds (GC/MS)

Analyte	Result	Qualifier	RL	MDL	Unit	D	Prepared	Analyzed	Dil Fac
Benzene	ND		0.00198	0.000665	mg/Kg	☐	08/04/12 15:53	08/06/12 19:32	1
Ethylbenzene	ND		0.00198	0.000665	mg/Kg	☐	08/04/12 15:53	08/06/12 19:32	1
Naphthalene	ND		0.00496	0.00169	mg/Kg	☐	08/04/12 15:53	08/06/12 19:32	1
Toluene	ND		0.00198	0.000734	mg/Kg	☐	08/04/12 15:53	08/06/12 19:32	1
Xylenes, Total	ND		0.00496	0.000665	mg/Kg	☐	08/04/12 15:53	08/06/12 19:32	1

Surrogate	%Recovery	Qualifier	Limits	Prepared	Analyzed	Dil Fac
1,2-Dichloroethane-d4 (Surr)	100		70 - 130	08/04/12 15:53	08/06/12 19:32	1
4-Bromofluorobenzene (Surr)	98		70 - 130	08/04/12 15:53	08/06/12 19:32	1
Dibromofluoromethane (Surr)	98		70 - 130	08/04/12 15:53	08/06/12 19:32	1
Toluene-d8 (Surr)	93		70 - 130	08/04/12 15:53	08/06/12 19:32	1

Method: 8270D - Semivolatile Organic Compounds (GC/MS)

Analyte	Result	Qualifier	RL	MDL	Unit	D	Prepared	Analyzed	Dil Fac
Acenaphthene	ND		0.0666	0.00993	mg/Kg	☐	08/08/12 12:38	08/08/12 22:47	1
Acenaphthylene	ND		0.0666	0.00894	mg/Kg	☐	08/08/12 12:38	08/08/12 22:47	1
Anthracene	ND		0.0666	0.00894	mg/Kg	☐	08/08/12 12:38	08/08/12 22:47	1
Benzo[a]anthracene	0.0162	J	0.0666	0.0149	mg/Kg	☐	08/08/12 12:38	08/08/12 22:47	1
Benzo[a]pyrene	0.0335	J	0.0666	0.0119	mg/Kg	☐	08/08/12 12:38	08/08/12 22:47	1
Benzo[b]fluoranthene	0.0872		0.0666	0.0119	mg/Kg	☐	08/08/12 12:38	08/08/12 22:47	1
Benzo[g,h,i]perylene	0.0668		0.0666	0.00894	mg/Kg	☐	08/08/12 12:38	08/08/12 22:47	1
Benzo[k]fluoranthene	0.0425	J	0.0666	0.0139	mg/Kg	☐	08/08/12 12:38	08/08/12 22:47	1
Pyrene	ND		0.0666	0.0119	mg/Kg	☐	08/08/12 12:38	08/08/12 22:47	1
Phenanthrene	ND		0.0666	0.00894	mg/Kg	☐	08/08/12 12:38	08/08/12 22:47	1
Chrysene	0.0413	J	0.0666	0.00894	mg/Kg	☐	08/08/12 12:38	08/08/12 22:47	1
Dibenz(a,h)anthracene	ND		0.0666	0.00695	mg/Kg	☐	08/08/12 12:38	08/08/12 22:47	1
Fluoranthene	ND		0.0666	0.00894	mg/Kg	☐	08/08/12 12:38	08/08/12 22:47	1
Fluorene	ND		0.0666	0.0119	mg/Kg	☐	08/08/12 12:38	08/08/12 22:47	1
Indeno[1,2,3-cd]pyrene	0.0639	J	0.0666	0.00993	mg/Kg	☐	08/08/12 12:38	08/08/12 22:47	1
Naphthalene	ND		0.0666	0.00894	mg/Kg	☐	08/08/12 12:38	08/08/12 22:47	1

Surrogate	%Recovery	Qualifier	Limits	Prepared	Analyzed	Dil Fac
2-Fluorobiphenyl (Surr)	50		29 - 120	08/08/12 12:38	08/08/12 22:47	1
Terphenyl-d14 (Surr)	75		13 - 120	08/08/12 12:38	08/08/12 22:47	1
Nitrobenzene-d5 (Surr)	44		27 - 120	08/08/12 12:38	08/08/12 22:47	1

General Chemistry

Analyte	Result	Qualifier	RL	RL	Unit	D	Prepared	Analyzed	Dil Fac
Percent Moisture	4.6		0.10	0.10	%			08/04/12 13:58	1
Percent Solids	95		0.10	0.10	%			08/04/12 13:58	1

QC Sample Results

Client: Environmental Enterprise Group
 Project/Site: Laurel Bay Housing Project

TestAmerica Job ID: 490-3423-1

Method: 8260B - Volatile Organic Compounds (GC/MS)

Lab Sample ID: MB 490-10484/10
 Matrix: Solid
 Analysis Batch: 10484

Client Sample ID: Method Blank
 Prep Type: Total/NA

Analyte	MB MB		RL	MDL	Unit	D	Prepared	Analyzed	Dil Fac
	Result	Qualifier							
Benzene	ND		0.00200	0.000670	mg/Kg			08/06/12 13:41	1
Ethylbenzene	ND		0.00200	0.000670	mg/Kg			08/06/12 13:41	1
Naphthalene	ND		0.00500	0.00170	mg/Kg			08/06/12 13:41	1
Toluene	ND		0.00200	0.000740	mg/Kg			08/06/12 13:41	1
Xylenes, Total	ND		0.00500	0.000670	mg/Kg			08/06/12 13:41	1

Surrogate	MB MB		Limits	Prepared	Analyzed	Dil Fac
	%Recovery	Qualifier				
1,2-Dichloroethane-d4 (Surr)	95		70 - 130		08/06/12 13:41	1
4-Bromofluorobenzene (Surr)	100		70 - 130		08/06/12 13:41	1
Dibromofluoromethane (Surr)	97		70 - 130		08/06/12 13:41	1
Toluene-d8 (Surr)	92		70 - 130		08/06/12 13:41	1

Lab Sample ID: LCS 490-10484/7
 Matrix: Solid
 Analysis Batch: 10484

Client Sample ID: Lab Control Sample
 Prep Type: Total/NA

Analyte	Spike Added	LCS LCS		Unit	D	%Rec	%Rec. Limits
		Result	Qualifier				
Benzene	0.0500	0.05603		mg/Kg		112	75 - 127
Ethylbenzene	0.0500	0.04974		mg/Kg		99	80 - 134
Naphthalene	0.0500	0.04750		mg/Kg		95	69 - 150
Toluene	0.0500	0.04969		mg/Kg		99	80 - 132
Xylenes, Total	0.150	0.1485		mg/Kg		99	80 - 137

Surrogate	LCS LCS		Limits
	%Recovery	Qualifier	
1,2-Dichloroethane-d4 (Surr)	94		70 - 130
4-Bromofluorobenzene (Surr)	99		70 - 130
Dibromofluoromethane (Surr)	98		70 - 130
Toluene-d8 (Surr)	93		70 - 130

Lab Sample ID: LCSD 490-10484/8
 Matrix: Solid
 Analysis Batch: 10484

Client Sample ID: Lab Control Sample Dup
 Prep Type: Total/NA

Analyte	Spike Added	LCSD LCSD		Unit	D	%Rec	%Rec. Limits	RPD	RPD Limit
		Result	Qualifier						
Benzene	0.0500	0.05476		mg/Kg		110	75 - 127	2	50
Ethylbenzene	0.0500	0.04897		mg/Kg		98	80 - 134	2	50
Naphthalene	0.0500	0.04680		mg/Kg		94	69 - 150	1	50
Toluene	0.0500	0.04908		mg/Kg		98	80 - 132	1	50
Xylenes, Total	0.150	0.1446		mg/Kg		96	80 - 137	3	50

Surrogate	LCSD LCSD		Limits
	%Recovery	Qualifier	
1,2-Dichloroethane-d4 (Surr)	94		70 - 130
4-Bromofluorobenzene (Surr)	99		70 - 130
Dibromofluoromethane (Surr)	97		70 - 130
Toluene-d8 (Surr)	93		70 - 130

QC Sample Results

Client: Environmental Enterprise Group
 Project/Site: Laurel Bay Housing Project

TestAmerica Job ID: 490-3423-1

Method: 8260B - Volatile Organic Compounds (GC/MS) (Continued)

Lab Sample ID: MB 490-10688/6

Matrix: Solid

Analysis Batch: 10688

Client Sample ID: Method Blank

Prep Type: Total/NA

Analyte	MB MB		RL	MDL	Unit	D	Prepared	Analyzed	Dil Fac
	Result	Qualifier							
Benzene	ND		0.00200	0.000670	mg/Kg			08/07/12 12:36	1
Ethylbenzene	ND		0.00200	0.000670	mg/Kg			08/07/12 12:36	1
Naphthalene	ND		0.00500	0.00170	mg/Kg			08/07/12 12:36	1
Toluene	ND		0.00200	0.000740	mg/Kg			08/07/12 12:36	1
Xylenes, Total	ND		0.00500	0.000670	mg/Kg			08/07/12 12:36	1

Surrogate	MB MB		Limits	Prepared	Analyzed	Dil Fac
	%Recovery	Qualifier				
1,2-Dichloroethane-d4 (Surr)	96		70 - 130		08/07/12 12:36	1
4-Bromofluorobenzene (Surr)	102		70 - 130		08/07/12 12:36	1
Dibromofluoromethane (Surr)	93		70 - 130		08/07/12 12:36	1
Toluene-d8 (Surr)	104		70 - 130		08/07/12 12:36	1

Lab Sample ID: LCS 490-10688/3

Matrix: Solid

Analysis Batch: 10688

Client Sample ID: Lab Control Sample

Prep Type: Total/NA

Analyte	Spike Added	LCS LCS		Unit	D	%Rec	%Rec. Limits
		Result	Qualifier				
Benzene	0.0500	0.04881		mg/Kg		98	75 - 127
Ethylbenzene	0.0500	0.05110		mg/Kg		102	80 - 134
Naphthalene	0.0500	0.05052		mg/Kg		101	69 - 150
Toluene	0.0500	0.05146		mg/Kg		103	80 - 132
Xylenes, Total	0.150	0.1515		mg/Kg		101	80 - 137

Surrogate	LCS LCS		Limits
	%Recovery	Qualifier	
1,2-Dichloroethane-d4 (Surr)	98		70 - 130
4-Bromofluorobenzene (Surr)	102		70 - 130
Dibromofluoromethane (Surr)	93		70 - 130
Toluene-d8 (Surr)	105		70 - 130

Lab Sample ID: LCSD 490-10688/4

Matrix: Solid

Analysis Batch: 10688

Client Sample ID: Lab Control Sample Dup

Prep Type: Total/NA

Analyte	Spike Added	LCSD LCSD		Unit	D	%Rec	%Rec. Limits	RPD	RPD Limit
		Result	Qualifier						
Benzene	0.0500	0.04401		mg/Kg		88	75 - 127	10	50
Ethylbenzene	0.0500	0.04630		mg/Kg		93	80 - 134	10	50
Naphthalene	0.0500	0.05080		mg/Kg		102	69 - 150	1	50
Toluene	0.0500	0.04665		mg/Kg		93	80 - 132	10	50
Xylenes, Total	0.150	0.1379		mg/Kg		92	80 - 137	9	50

Surrogate	LCSD LCSD		Limits
	%Recovery	Qualifier	
1,2-Dichloroethane-d4 (Surr)	101		70 - 130
4-Bromofluorobenzene (Surr)	103		70 - 130
Dibromofluoromethane (Surr)	95		70 - 130
Toluene-d8 (Surr)	104		70 - 130

QC Sample Results

Client: Environmental Enterprise Group
 Project/Site: Laurel Bay Housing Project

TestAmerica Job ID: 490-3423-1

Method: 8260B - Volatile Organic Compounds (GC/MS) (Continued)

Lab Sample ID: 490-3358-B-17-D MS

Matrix: Solid

Analysis Batch: 10688

Client Sample ID: Matrix Spike

Prep Type: Total/NA

Prep Batch: 10705

Analyte	Sample	Sample	Spike	MS	MS	Unit	D	%Rec	%Rec. Limits
	Result	Qualifier	Added	Result	Qualifier				
Benzene	ND		0.0468	0.04424		mg/Kg		95	31 - 143
Ethylbenzene	ND		0.0468	0.04567		mg/Kg		98	23 - 161
Naphthalene	ND		0.0468	0.04682		mg/Kg		100	10 - 176
Toluene	ND		0.0468	0.04596		mg/Kg		98	30 - 155
Xylenes, Total	ND		0.140	0.1354		mg/Kg		96	25 - 162

Surrogate	MS	MS	Limits
	%Recovery	Qualifier	
1,2-Dichloroethane-d4 (Surr)	96		70 - 130
4-Bromofluorobenzene (Surr)	103		70 - 130
Dibromofluoromethane (Surr)	94		70 - 130
Toluene-d8 (Surr)	104		70 - 130

Lab Sample ID: 490-3358-B-17-E MSD

Matrix: Solid

Analysis Batch: 10688

Client Sample ID: Matrix Spike Duplicate

Prep Type: Total/NA

Prep Batch: 10705

Analyte	Sample	Sample	Spike	MSD	MSD	Unit	D	%Rec	%Rec. Limits	RPD	RPD Limit
	Result	Qualifier	Added	Result	Qualifier						
Benzene	ND		0.0620	0.06174		mg/Kg		100	31 - 143	33	50
Ethylbenzene	ND		0.0620	0.06409		mg/Kg		103	23 - 161	34	50
Naphthalene	ND		0.0620	0.06538		mg/Kg		105	10 - 176	33	50
Toluene	ND		0.0620	0.06413		mg/Kg		103	30 - 155	33	50
Xylenes, Total	ND		0.186	0.1905		mg/Kg		102	25 - 162	34	50

Surrogate	MSD	MSD	Limits
	%Recovery	Qualifier	
1,2-Dichloroethane-d4 (Surr)	101		70 - 130
4-Bromofluorobenzene (Surr)	102		70 - 130
Dibromofluoromethane (Surr)	98		70 - 130
Toluene-d8 (Surr)	104		70 - 130

Lab Sample ID: 490-3358-B-26-C MS

Matrix: Solid

Analysis Batch: 10914

Client Sample ID: Matrix Spike

Prep Type: Total/NA

Prep Batch: 10705

Analyte	Sample	Sample	Spike	MS	MS	Unit	D	%Rec	%Rec. Limits
	Result	Qualifier	Added	Result	Qualifier				
Benzene	ND		0.0492	0.04448		mg/Kg		90	31 - 143
Ethylbenzene	ND		0.0492	0.04614		mg/Kg		94	23 - 161
Naphthalene	ND		0.0492	0.04704		mg/Kg		96	10 - 176
Toluene	ND		0.0492	0.04642		mg/Kg		94	30 - 155
Xylenes, Total	ND		0.148	0.1400		mg/Kg		95	25 - 162

Surrogate	MS	MS	Limits
	%Recovery	Qualifier	
1,2-Dichloroethane-d4 (Surr)	102		70 - 130
4-Bromofluorobenzene (Surr)	102		70 - 130
Dibromofluoromethane (Surr)	97		70 - 130
Toluene-d8 (Surr)	103		70 - 130

QC Sample Results

Client: Environmental Enterprise Group
Project/Site: Laurel Bay Housing Project

TestAmerica Job ID: 490-3423-1

Method: 8260B - Volatile Organic Compounds (GC/MS) (Continued)

Lab Sample ID: 490-3358-B-26-D MSD

Matrix: Solid

Analysis Batch: 10914

Client Sample ID: Matrix Spike Duplicate

Prep Type: Total/NA

Prep Batch: 10705

Analyte	Sample	Sample	Spike	MSD	MSD	Unit	D	%Rec	%Rec.	RPD	Limit
	Result	Qualifier	Added	Result	Qualifier				Limits		
Benzene	ND		0.0494	0.04597		mg/Kg		93	31 - 143	3	50
Ethylbenzene	ND		0.0494	0.04755		mg/Kg		96	23 - 161	3	50
Naphthalene	ND		0.0494	0.04453		mg/Kg		90	10 - 176	5	50
Toluene	ND		0.0494	0.04717		mg/Kg		95	30 - 155	2	50
Xylenes, Total	ND		0.148	0.1405		mg/Kg		95	25 - 162	0	50

Surrogate	MSD	MSD	Limits
	%Recovery	Qualifier	
1,2-Dichloroethane-d4 (Surr)	101		70 - 130
4-Bromofluorobenzene (Surr)	103		70 - 130
Dibromofluoromethane (Surr)	96		70 - 130
Toluene-d8 (Surr)	102		70 - 130

Lab Sample ID: MB 490-10914/10

Matrix: Solid

Analysis Batch: 10914

Client Sample ID: Method Blank

Prep Type: Total/NA

Analyte	MB	MB	RL	MDL	Unit	D	Prepared	Analyzed	Dil Fac
	Result	Qualifier							
Benzene	ND		0.00200	0.000680	mg/Kg			08/08/12 14:31	1
Ethylbenzene	ND		0.00200	0.000680	mg/Kg			08/08/12 14:31	1
Naphthalene	ND		0.00500	0.00170	mg/Kg			08/08/12 14:31	1
Toluene	ND		0.00200	0.000740	mg/Kg			08/08/12 14:31	1
Xylenes, Total	ND		0.00500	0.000680	mg/Kg			08/08/12 14:31	1

Surrogate	MB	MB	Limits	Prepared	Analyzed	Dil Fac
	%Recovery	Qualifier				
1,2-Dichloroethane-d4 (Surr)	97		70 - 130		08/08/12 14:31	1
4-Bromofluorobenzene (Surr)	103		70 - 130		08/08/12 14:31	1
Dibromofluoromethane (Surr)	94		70 - 130		08/08/12 14:31	1
Toluene-d8 (Surr)	101		70 - 130		08/08/12 14:31	1

Lab Sample ID: MB 490-10914/11

Matrix: Solid

Analysis Batch: 10914

Client Sample ID: Method Blank

Prep Type: Total/NA

Analyte	MB	MB	RL	MDL	Unit	D	Prepared	Analyzed	Dil Fac
	Result	Qualifier							
Benzene	ND		0.100	0.0340	mg/Kg			08/08/12 15:00	1
Ethylbenzene	ND		0.100	0.0340	mg/Kg			08/08/12 15:00	1
Naphthalene	ND		0.250	0.0850	mg/Kg			08/08/12 15:00	1
Toluene	ND		0.100	0.0370	mg/Kg			08/08/12 15:00	1
Xylenes, Total	ND		0.250	0.0340	mg/Kg			08/08/12 15:00	1

Surrogate	MB	MB	Limits	Prepared	Analyzed	Dil Fac
	%Recovery	Qualifier				
1,2-Dichloroethane-d4 (Surr)	91		70 - 130		08/08/12 15:00	1
4-Bromofluorobenzene (Surr)	101		70 - 130		08/08/12 15:00	1
Dibromofluoromethane (Surr)	93		70 - 130		08/08/12 15:00	1
Toluene-d8 (Surr)	104		70 - 130		08/08/12 15:00	1

QC Sample Results

Client: Environmental Enterprise Group
Project/Site: Laurel Bay Housing Project

TestAmerica Job ID: 490-3423-1

Method: 8260B - Volatile Organic Compounds (GC/MS) (Continued)

Lab Sample ID: LCS 490-10914/7

Matrix: Solid

Analysis Batch: 10914

Client Sample ID: Lab Control Sample

Prep Type: Total/NA

Analyte	Spike	LCS	LCS	Unit	D	%Rec	%Rec. Limits
	Added	Result	Qualifier				
Benzene	0.0500	0.04607		mg/Kg		92	75 - 127
Ethylbenzene	0.0500	0.04925		mg/Kg		99	80 - 134
Naphthalene	0.0500	0.05430		mg/Kg		109	69 - 150
Toluene	0.0500	0.04911		mg/Kg		98	80 - 132
Xylenes, Total	0.150	0.1468		mg/Kg		98	80 - 137

Surrogate	LCS	LCS	Limits
	%Recovery	Qualifier	
1,2-Dichloroethane-d4 (Surr)	100		70 - 130
4-Bromofluorobenzene (Surr)	101		70 - 130
Dibromofluoromethane (Surr)	95		70 - 130
Toluene-d8 (Surr)	103		70 - 130

Lab Sample ID: LCSD 490-10914/8

Matrix: Solid

Analysis Batch: 10914

Client Sample ID: Lab Control Sample Dup

Prep Type: Total/NA

Analyte	Spike	LCSD	LCSD	Unit	D	%Rec	%Rec. Limits	RPD	Limit
	Added	Result	Qualifier						
Benzene	0.0500	0.04675		mg/Kg		93	75 - 127	1	50
Ethylbenzene	0.0500	0.04908		mg/Kg		98	80 - 134	0	50
Naphthalene	0.0500	0.05168		mg/Kg		103	69 - 150	5	50
Toluene	0.0500	0.04888		mg/Kg		98	80 - 132	0	50
Xylenes, Total	0.150	0.1454		mg/Kg		97	80 - 137	1	50

Surrogate	LCSD	LCSD	Limits
	%Recovery	Qualifier	
1,2-Dichloroethane-d4 (Surr)	100		70 - 130
4-Bromofluorobenzene (Surr)	101		70 - 130
Dibromofluoromethane (Surr)	97		70 - 130
Toluene-d8 (Surr)	103		70 - 130

Method: 8270D - Semivolatile Organic Compounds (GC/MS)

Lab Sample ID: MB 490-11020/1-A

Matrix: Solid

Analysis Batch: 10956

Client Sample ID: Method Blank

Prep Type: Total/NA

Prep Batch: 11020

Analyte	MB	MB	RL	MDL	Unit	D	Prepared	Analyzed	Dil Fac
	Result	Qualifier							
Acenaphthene	ND		0.0670	0.0100	mg/Kg		08/08/12 12:38	08/08/12 17:13	1
Acenaphthylene	ND		0.0670	0.00900	mg/Kg		08/08/12 12:38	08/08/12 17:13	1
Anthracene	ND		0.0670	0.00900	mg/Kg		08/08/12 12:38	08/08/12 17:13	1
Benzo[a]anthracene	ND		0.0670	0.0150	mg/Kg		08/08/12 12:38	08/08/12 17:13	1
Benzo[a]pyrene	ND		0.0670	0.0120	mg/Kg		08/08/12 12:38	08/08/12 17:13	1
Benzo[b]fluoranthene	ND		0.0670	0.0120	mg/Kg		08/08/12 12:38	08/08/12 17:13	1
Benzo[g,h,i]perylene	ND		0.0670	0.00900	mg/Kg		08/08/12 12:38	08/08/12 17:13	1
Benzo[k]fluoranthene	ND		0.0670	0.0140	mg/Kg		08/08/12 12:38	08/08/12 17:13	1
Pyrene	ND		0.0670	0.0120	mg/Kg		08/08/12 12:38	08/08/12 17:13	1
Phenanthrene	ND		0.0670	0.00900	mg/Kg		08/08/12 12:38	08/08/12 17:13	1
Chrysene	ND		0.0670	0.00900	mg/Kg		08/08/12 12:38	08/08/12 17:13	1
Dibenz(a,h)anthracene	ND		0.0670	0.00700	mg/Kg		08/08/12 12:38	08/08/12 17:13	1
Fluoranthene	ND		0.0670	0.00900	mg/Kg		08/08/12 12:38	08/08/12 17:13	1

QC Sample Results

Client: Environmental Enterprise Group
 Project/Site: Laurel Bay Housing Project

TestAmerica Job ID: 490-3423-1

Method: 8270D - Semivolatile Organic Compounds (GC/MS) (Continued)

Lab Sample ID: MB 490-11020/1-A
 Matrix: Solid
 Analysis Batch: 10956

Client Sample ID: Method Blank
 Prep Type: Total/NA
 Prep Batch: 11020

Analyte	MB MB		RL	MDL	Unit	D	Prepared	Analyzed	Dil Fac
	Result	Qualifier							
Fluorene	ND		0.0670	0.0120	mg/Kg		08/08/12 12:38	08/08/12 17:13	1
Indeno[1,2,3-cd]pyrene	ND		0.0670	0.0100	mg/Kg		08/08/12 12:38	08/08/12 17:13	1
Naphthalene	ND		0.0670	0.00900	mg/Kg		08/08/12 12:38	08/08/12 17:13	1
Surrogate	MB MB		Limits			D	Prepared	Analyzed	Dil Fac
	%Recovery	Qualifier							
2-Fluorobiphenyl (Surr)	54		29 - 120				08/08/12 12:38	08/08/12 17:13	1
Terphenyl-d14 (Surr)	77		13 - 120				08/08/12 12:38	08/08/12 17:13	1
Nitrobenzene-d5 (Surr)	51		27 - 120				08/08/12 12:38	08/08/12 17:13	1

Lab Sample ID: LCS 490-11020/2-A
 Matrix: Solid
 Analysis Batch: 10956

Client Sample ID: Lab Control Sample
 Prep Type: Total/NA
 Prep Batch: 11020

Analyte	Spike Added	LCS LCS		Unit	D	%Rec	%Rec. Limits	
		Result	Qualifier					
Acenaphthylene	1.67	1.224		mg/Kg		73	38 - 120	
Anthracene	1.67	1.243		mg/Kg		75	46 - 124	
Benzo[a]anthracene	1.67	1.259		mg/Kg		76	45 - 120	
Benzo[a]pyrene	1.67	1.343		mg/Kg		81	45 - 120	
Benzo[b]fluoranthene	1.67	1.338		mg/Kg		80	42 - 120	
Benzo[g,h,i]perylene	1.67	1.240		mg/Kg		74	38 - 120	
Benzo[k]fluoranthene	1.67	1.207		mg/Kg		72	42 - 120	
Pyrene	1.67	1.279		mg/Kg		77	43 - 120	
Phenanthrene	1.67	1.237		mg/Kg		74	45 - 120	
Chrysene	1.67	1.226		mg/Kg		74	43 - 120	
Dibenz(a,h)anthracene	1.67	1.228		mg/Kg		74	32 - 128	
Fluoranthene	1.67	1.282		mg/Kg		77	46 - 120	
Fluorene	1.67	1.215		mg/Kg		73	42 - 120	
Indeno[1,2,3-cd]pyrene	1.67	1.239		mg/Kg		74	41 - 121	
Naphthalene	1.67	1.126		mg/Kg		68	32 - 120	
Surrogate	LCS LCS		Limits			D	%Rec	%Rec. Limits
	%Recovery	Qualifier						
2-Fluorobiphenyl (Surr)	48		29 - 120					
Terphenyl-d14 (Surr)	66		13 - 120					
Nitrobenzene-d5 (Surr)	43		27 - 120					

Method: Moisture - Percent Moisture

Lab Sample ID: 490-3417-F-1 DU
 Matrix: Solid
 Analysis Batch: 10413

Client Sample ID: Duplicate
 Prep Type: Total/NA

Analyte	Sample Sample		DU DU		Unit	D	RPD	Limit
	Result	Qualifier	Result	Qualifier				
Percent Moisture	4.7		4.7		%		0.2	20
Percent Solids	95		95		%		0.01	20

QC Association Summary

Client: Environmental Enterprise Group
 Project/Site: Laurel Bay Housing Project

TestAmerica Job ID: 490-3423-1

GC/MS VOA

Prep Batch: 10429

Lab Sample ID	Client Sample ID	Prep Type	Matrix	Method	Prep Batch
490-3423-1	1262 Dove	Total/NA	Solid	5035	
490-3423-2	1276 Albatross	Total/NA	Solid	5035	
490-3423-3	261 Beech-1a	Total/NA	Solid	5035	
490-3423-4	261 Beech-2a	Total/NA	Solid	5035	
490-3423-5	261 Beech-3a	Total/NA	Solid	5035	
490-3423-6	260 Beech-1a	Total/NA	Solid	5035	
490-3423-7	260 Beech-2	Total/NA	Solid	5035	

Prep Batch: 10430

Lab Sample ID	Client Sample ID	Prep Type	Matrix	Method	Prep Batch
490-3423-3	261 Beech-1a	Total/NA	Solid	5035	

Analysis Batch: 10484

Lab Sample ID	Client Sample ID	Prep Type	Matrix	Method	Prep Batch
490-3423-1	1262 Dove	Total/NA	Solid	8260B	10429
490-3423-2	1276 Albatross	Total/NA	Solid	8260B	10429
490-3423-3	261 Beech-1a	Total/NA	Solid	8260B	10429
490-3423-5	261 Beech-3a	Total/NA	Solid	8260B	10429
490-3423-7	260 Beech-2	Total/NA	Solid	8260B	10429
LCS 490-10484/7	Lab Control Sample	Total/NA	Solid	8260B	
LCSD 490-10484/8	Lab Control Sample Dup	Total/NA	Solid	8260B	
MB 490-10484/10	Method Blank	Total/NA	Solid	8260B	

Analysis Batch: 10688

Lab Sample ID	Client Sample ID	Prep Type	Matrix	Method	Prep Batch
490-3358-B-17-D MS	Matrix Spike	Total/NA	Solid	8260B	10705
490-3358-B-17-E MSD	Matrix Spike Duplicate	Total/NA	Solid	8260B	10705
490-3423-4	261 Beech-2a	Total/NA	Solid	8260B	10429
490-3423-6	260 Beech-1a	Total/NA	Solid	8260B	10429
LCS 490-10688/3	Lab Control Sample	Total/NA	Solid	8260B	
LCSD 490-10688/4	Lab Control Sample Dup	Total/NA	Solid	8260B	
MB 490-10688/6	Method Blank	Total/NA	Solid	8260B	

Prep Batch: 10705

Lab Sample ID	Client Sample ID	Prep Type	Matrix	Method	Prep Batch
490-3358-B-17-D MS	Matrix Spike	Total/NA	Solid	5035	
490-3358-B-17-E MSD	Matrix Spike Duplicate	Total/NA	Solid	5035	
490-3358-B-26-C MS	Matrix Spike	Total/NA	Solid	5035	
490-3358-B-26-D MSD	Matrix Spike Duplicate	Total/NA	Solid	5035	

Analysis Batch: 10914

Lab Sample ID	Client Sample ID	Prep Type	Matrix	Method	Prep Batch
490-3358-B-26-C MS	Matrix Spike	Total/NA	Solid	8260B	10705
490-3358-B-26-D MSD	Matrix Spike Duplicate	Total/NA	Solid	8260B	10705
490-3423-3	261 Beech-1a	Total/NA	Solid	8260B	10430
LCS 490-10914/7	Lab Control Sample	Total/NA	Solid	8260B	
LCSD 490-10914/8	Lab Control Sample Dup	Total/NA	Solid	8260B	
MB 490-10914/10	Method Blank	Total/NA	Solid	8260B	
MB 490-10914/11	Method Blank	Total/NA	Solid	8260B	

QC Association Summary

Client: Environmental Enterprise Group
 Project/Site: Laurel Bay Housing Project

TestAmerica Job ID: 490-3423-1

GC/MS Semi VOA

Analysis Batch: 10956

Lab Sample ID	Client Sample ID	Prep Type	Matrix	Method	Prep Batch
490-3423-1	1262 Dove	Total/NA	Solid	8270D	11020
490-3423-2	1276 Albatross	Total/NA	Solid	8270D	11020
490-3423-3	261 Beech-1a	Total/NA	Solid	8270D	11020
490-3423-4	261 Beech-2a	Total/NA	Solid	8270D	11020
490-3423-5	261 Beech-3a	Total/NA	Solid	8270D	11020
490-3423-6	260 Beech-1a	Total/NA	Solid	8270D	11020
490-3423-7	260 Beech-2	Total/NA	Solid	8270D	11020
LCS 490-11020/2-A	Lab Control Sample	Total/NA	Solid	8270D	11020
MB 490-11020/1-A	Method Blank	Total/NA	Solid	8270D	11020

Prep Batch: 11020

Lab Sample ID	Client Sample ID	Prep Type	Matrix	Method	Prep Batch
490-3423-1	1262 Dove	Total/NA	Solid	3550C	
490-3423-2	1276 Albatross	Total/NA	Solid	3550C	
490-3423-3	261 Beech-1a	Total/NA	Solid	3550C	
490-3423-4	261 Beech-2a	Total/NA	Solid	3550C	
490-3423-5	261 Beech-3a	Total/NA	Solid	3550C	
490-3423-6	260 Beech-1a	Total/NA	Solid	3550C	
490-3423-7	260 Beech-2	Total/NA	Solid	3550C	
LCS 490-11020/2-A	Lab Control Sample	Total/NA	Solid	3550C	
MB 490-11020/1-A	Method Blank	Total/NA	Solid	3550C	

General Chemistry

Analysis Batch: 10413

Lab Sample ID	Client Sample ID	Prep Type	Matrix	Method	Prep Batch
490-3417-F-1 DU	Duplicate	Total/NA	Solid	Moisture	
490-3423-1	1262 Dove	Total/NA	Solid	Moisture	
490-3423-2	1276 Albatross	Total/NA	Solid	Moisture	
490-3423-3	261 Beech-1a	Total/NA	Solid	Moisture	
490-3423-4	261 Beech-2a	Total/NA	Solid	Moisture	
490-3423-5	261 Beech-3a	Total/NA	Solid	Moisture	
490-3423-6	260 Beech-1a	Total/NA	Solid	Moisture	
490-3423-7	260 Beech-2	Total/NA	Solid	Moisture	

Lab Chronicle

Client: Environmental Enterprise Group
Project/Site: Laurel Bay Housing Project

TestAmerica Job ID: 490-3423-1

Client Sample ID: 1262 Dove

Date Collected: 07/30/12 16:15

Date Received: 08/04/12 08:30

Lab Sample ID: 490-3423-1

Matrix: Solid

Percent Solids: 97.0

Prep Type	Batch Type	Batch Method	Run	Dilution Factor	Batch Number	Prepared or Analyzed	Analyst	Lab
Total/NA	Prep	5035			10429	08/04/12 15:53	MH	TAL NSH
Total/NA	Analysis	8260B		1	10484	08/06/12 16:37	KK	TAL NSH
Total/NA	Prep	3550C			11020	08/08/12 12:38	DB	TAL NSH
Total/NA	Analysis	8270D		1	10956	08/08/12 20:43	WS	TAL NSH
Total/NA	Analysis	Moisture		1	10413	08/04/12 13:58	ML	TAL NSH

Client Sample ID: 1276 Albatross

Date Collected: 08/01/12 10:45

Date Received: 08/04/12 08:30

Lab Sample ID: 490-3423-2

Matrix: Solid

Percent Solids: 77.0

Prep Type	Batch Type	Batch Method	Run	Dilution Factor	Batch Number	Prepared or Analyzed	Analyst	Lab
Total/NA	Prep	5035			10429	08/04/12 15:53	MH	TAL NSH
Total/NA	Analysis	8260B		1	10484	08/06/12 17:06	KK	TAL NSH
Total/NA	Prep	3550C			11020	08/08/12 12:38	DB	TAL NSH
Total/NA	Analysis	8270D		1	10956	08/08/12 21:04	WS	TAL NSH
Total/NA	Analysis	Moisture		1	10413	08/04/12 13:58	ML	TAL NSH

Client Sample ID: 261 Beech-1a

Date Collected: 08/01/12 15:00

Date Received: 08/04/12 08:30

Lab Sample ID: 490-3423-3

Matrix: Solid

Percent Solids: 74.4

Prep Type	Batch Type	Batch Method	Run	Dilution Factor	Batch Number	Prepared or Analyzed	Analyst	Lab
Total/NA	Prep	5035			10429	08/04/12 15:53	MH	TAL NSH
Total/NA	Analysis	8260B		1	10484	08/06/12 17:35	KK	TAL NSH
Total/NA	Prep	5035			10430	08/04/12 15:59	MH	TAL NSH
Total/NA	Analysis	8260B		1	10914	08/08/12 16:28	KK	TAL NSH
Total/NA	Prep	3550C			11020	08/08/12 12:38	DB	TAL NSH
Total/NA	Analysis	8270D		1	10956	08/08/12 21:24	WS	TAL NSH
Total/NA	Analysis	Moisture		1	10413	08/04/12 13:58	ML	TAL NSH

Client Sample ID: 261 Beech-2a

Date Collected: 08/01/12 15:15

Date Received: 08/04/12 08:30

Lab Sample ID: 490-3423-4

Matrix: Solid

Percent Solids: 73.9

Prep Type	Batch Type	Batch Method	Run	Dilution Factor	Batch Number	Prepared or Analyzed	Analyst	Lab
Total/NA	Prep	5035			10429	08/04/12 15:53	MH	TAL NSH
Total/NA	Analysis	8260B		1	10688	08/07/12 13:34	KK	TAL NSH
Total/NA	Prep	3550C			11020	08/08/12 12:38	DB	TAL NSH
Total/NA	Analysis	8270D		1	10956	08/08/12 21:45	WS	TAL NSH
Total/NA	Analysis	Moisture		1	10413	08/04/12 13:58	ML	TAL NSH

Lab Chronicle

Client: Environmental Enterprise Group
 Project/Site: Laurel Bay Housing Project

TestAmerica Job ID: 490-3423-1

Client Sample ID: 261 Beech-3a

Date Collected: 08/01/12 15:30

Date Received: 08/04/12 08:30

Lab Sample ID: 490-3423-5

Matrix: Solid

Percent Solids: 79.2

Prep Type	Batch Type	Batch Method	Run	Dilution Factor	Batch Number	Prepared or Analyzed	Analyst	Lab
Total/NA	Prep	5035			10429	08/04/12 15:53	MH	TAL NSH
Total/NA	Analysis	8260B		1	10484	08/06/12 18:34	KK	TAL NSH
Total/NA	Prep	3550C			11020	08/08/12 12:38	DB	TAL NSH
Total/NA	Analysis	8270D		1	10956	08/08/12 22:06	WS	TAL NSH
Total/NA	Analysis	Moisture		1	10413	08/04/12 13:58	ML	TAL NSH

Client Sample ID: 260 Beech-1a

Date Collected: 08/01/12 16:00

Date Received: 08/04/12 08:30

Lab Sample ID: 490-3423-6

Matrix: Solid

Percent Solids: 71.8

Prep Type	Batch Type	Batch Method	Run	Dilution Factor	Batch Number	Prepared or Analyzed	Analyst	Lab
Total/NA	Prep	5035			10429	08/04/12 15:53	MH	TAL NSH
Total/NA	Analysis	8260B		1	10688	08/07/12 14:03	KK	TAL NSH
Total/NA	Prep	3550C			11020	08/08/12 12:38	DB	TAL NSH
Total/NA	Analysis	8270D		1	10956	08/08/12 22:26	WS	TAL NSH
Total/NA	Analysis	Moisture		1	10413	08/04/12 13:58	ML	TAL NSH

Client Sample ID: 260 Beech-2

Date Collected: 08/02/12 10:45

Date Received: 08/04/12 08:30

Lab Sample ID: 490-3423-7

Matrix: Solid

Percent Solids: 95.4

Prep Type	Batch Type	Batch Method	Run	Dilution Factor	Batch Number	Prepared or Analyzed	Analyst	Lab
Total/NA	Prep	5035			10429	08/04/12 15:53	MH	TAL NSH
Total/NA	Analysis	8260B		1	10484	08/06/12 19:32	KK	TAL NSH
Total/NA	Prep	3550C			11020	08/08/12 12:38	DB	TAL NSH
Total/NA	Analysis	8270D		1	10956	08/08/12 22:47	WS	TAL NSH
Total/NA	Analysis	Moisture		1	10413	08/04/12 13:58	ML	TAL NSH

Laboratory References:

TAL NSH = TestAmerica Nashville, 2960 Foster Creighton Drive, Nashville, TN 37204, TEL (615)726-0177

Method Summary

Client: Environmental Enterprise Group
Project/Site: Laurel Bay Housing Project

TestAmerica Job ID: 490-3423-1

Method	Method Description	Protocol	Laboratory
8260B	Volatile Organic Compounds (GC/MS)	SW846	TAL NSH
8270D	Semivolatile Organic Compounds (GC/MS)	SW846	TAL NSH
Moisture	Percent Moisture	EPA	TAL NSH

Protocol References:

EPA = US Environmental Protection Agency

SW846 = "Test Methods For Evaluating Solid Waste, Physical/Chemical Methods", Third Edition, November 1986 And Its Updates.

Laboratory References:

TAL NSH = TestAmerica Nashville, 2960 Foster Creighton Drive, Nashville, TN 37204, TEL (615)726-0177

Certification Summary

Client: Environmental Enterprise Group
 Project/Site: Laurel Bay Housing Project


TestAmerica Job ID: 490-3423-1

Laboratory: TestAmerica Nashville

All certifications held by this laboratory are listed. Not all certifications are applicable to this report.

Authority	Program	EPA Region	Certification ID	Expiration Date
	ACIL		393	10-30-12
A2LA	ISO/IEC 17025		0453.07	12-31-13
Alabama	State Program	4	41150	05-31-13
Alaska (UST)	State Program	10	UST-087	07-24-13
Arizona	State Program	9	AZ0473	05-05-13
Arkansas DEQ	State Program	6	88-0737	04-25-13
California	NELAC	9	1168CA	10-31-12
Canadian Assoc Lab Accred (CALA)	Canada		3744	03-08-14
Colorado	State Program	8	N/A	02-28-13
Connecticut	State Program	1	PH-0220	12-31-13
Florida	NELAC	4	E87358	06-30-13
Illinois	NELAC	5	200010	12-09-12
Iowa	State Program	7	131	05-01-14
Kansas	NELAC	7	E-10229	10-31-12
Kentucky	State Program	4	90038	12-31-12
Kentucky (UST)	State Program	4	19	09-15-13
Louisiana	NELAC	6	LA110014	12-31-12
Louisiana	NELAC	6	30613	06-30-13
Maryland	State Program	3	316	03-31-13
Massachusetts	State Program	1	M-TN032	06-30-13
Minnesota	NELAC	5	047-999-345	12-31-12
Mississippi	State Program	4	N/A	06-30-13
Montana (UST)	State Program	8	NA	01-01-15
Nevada	State Program	9	TN00032	09-30-12
New Hampshire	NELAC	1	2963	10-09-12
New Jersey	NELAC	2	TN965	06-30-13
New York	NELAC	2	11342	04-01-13
North Carolina DENR	State Program	4	387	12-31-12
North Dakota	State Program	8	R-146	06-30-13
Ohio VAP	State Program	5	CL0033	01-19-14
Oklahoma	State Program	6	9412	08-31-12
Oregon	NELAC	10	TN200001	04-30-13
Pennsylvania	NELAC	3	68-00585	06-30-13
Rhode Island	State Program	1	LAO00268	12-30-12
South Carolina	State Program	4	84009 (001)	02-28-13
South Carolina	State Program	4	84009 (002)	02-23-14
Tennessee	State Program	4	2008	02-23-14
Texas	NELAC	6	T104704077-09-TX	08-31-12
USDA	Federal		S-48469	11-02-13
Utah	NELAC	8	TAN	06-30-13
Virginia	NELAC	3	460152	06-14-13
Washington	State Program	10	C789	07-19-13
West Virginia DEP	State Program	3	219	02-28-13
Wisconsin	State Program	5	998020430	08-31-12
Wyoming (UST)	A2LA	8	453.07	12-31-13

COOLER RECEIPT FORM



490-3423 Chain of

Cooler Received/Opened On 8/4/2012 @ 08:30

1. Tracking # 6977 (last 4 digits, FedEx)

Courier: FEDEX IR Gun ID 97310166

2. Temperature of rep. sample or temp blank when opened: 5.9 Degrees Celsius

3. If Item #2 temperature is 0°C or less, was the representative sample or temp blank frozen? YES...NO...NA

4. Were custody seals on outside of cooler? YES...NO...NA

If yes, how many and where: one front

5. Were the seals intact, signed, and dated correctly? YES...NO...NA

6. Were custody papers inside cooler? YES...NO...NA

I certify that I opened the cooler and answered questions 1-6 (initial) DA

7. Were custody seals on containers: YES NO and Intact YES...NO...NA

Were these signed and dated correctly? YES...NO...NA

8. Packing mat'l used? Bubblewrap Plastic bag Peanuts Vermiculite Foam Insert Paper Other None

9. Cooling process: Ice Ice-pack Ice (direct contact) Dry ice Other None

10. Did all containers arrive in good condition (unbroken)? YES...NO...NA

11. Were all container labels complete (#, date, signed, pres., etc)? YES...NO...NA

12. Did all container labels and tags agree with custody papers? YES...NO...NA

13a. Were VOA vials received? YES...NO...NA

b. Was there any observable headspace present in any VOA vial? YES...NO...NA

14. Was there a Trip Blank in this cooler? YES...NO...NA If multiple coolers, sequence # _____

I certify that I unloaded the cooler and answered questions 7-14 (initial) _____

15a. On pres'd bottles, did pH test strips suggest preservation reached the correct pH level? YES...NO...NA

b. Did the bottle labels indicate that the correct preservatives were used YES...NO...NA

16. Was residual chlorine present? YES...NO...NA

I certify that I checked for chlorine and pH as per SOP and answered questions 15-16 (initial) _____

17. Were custody papers properly filled out (ink, signed, etc)? YES...NO...NA

18. Did you sign the custody papers in the appropriate place? YES...NO...NA

19. Were correct containers used for the analysis requested? YES...NO...NA

20. Was sufficient amount of sample sent in each container? YES...NO...NA

I certify that I entered this project into LIMS and answered questions 17-20 (initial) _____

I certify that I attached a label with the unique LIMS number to each container (initial) _____

21. Were there Non-Conformance issues at login? YES...NO... Was a PIPE generated? YES...NO...# _____

Login Sample Receipt Checklist

Client: Environmental Enterprise Group

Job Number: 490-3423-1

Login Number: 3423

List Source: TestAmerica Nashville

List Number: 1

Creator: Brothers, James

Question	Answer	Comment
Radioactivity either was not measured or, if measured, is at or below background	N/A	
The cooler's custody seal, if present, is intact.	True	
The cooler or samples do not appear to have been compromised or tampered with.	True	
Samples were received on ice.	True	
Cooler Temperature is acceptable.	True	
Cooler Temperature is recorded.	True	
COC is present.	True	
COC is filled out in ink and legible.	True	
COC is filled out with all pertinent information.	True	
Is the Field Sampler's name present on COC?	True	
There are no discrepancies between the sample IDs on the containers and the COC.	True	
Samples are received within Holding Time.	True	
Sample containers have legible labels.	True	
Containers are not broken or leaking.	True	
Sample collection date/times are provided.	True	
Appropriate sample containers are used.	True	
Sample bottles are completely filled.	True	
Sample Preservation Verified.	N/A	
There is sufficient vol. for all requested analyses, incl. any requested MS/MSDs	True	
VOA sample vials do not have headspace or bubble is <6mm (1/4") in diameter.	True	
Multiphasic samples are not present.	True	
Samples do not require splitting or compositing.	True	
Residual Chlorine Checked.	N/A	

ATTACHMENT A

UST Certificate of Disposal

CONTRACTOR

Small Business Group, Inc.
10179 Highway 78
Ladson, SC 29456

TEL (843) 879-0403
FAX (843) 879-0401

TANK ID & LOCATION

UST 261Beech-2, 261 Beech Drive, Laurel Bay Housing Area, MCAS Beaufort, S.C.

DISPOSAL LOCATION

Coastal Auto Salvage Co., Inc.
130 Laurel Bay Road
Beaufort, S.C. 29906

<u>TYPE OF TANK</u>	<u>SIZE (GAL)</u>
Steel	280

CLEANING/DISPOSAL METHOD

The tank and piping were unearthed, cut open, cleaned with a pressure washer, cut into sections, and recycled.

DISPOSAL CERTIFICATION

I certify that the above tank, piping and equipment has been properly cleaned and disposed of.

T.P. L. E. Quee / 10/10/12
(Name) (Date)

UST Certificate of Disposal

CONTRACTOR

Small Business Group, Inc.
10179 Highway 78
Ladson, SC 29456

TEL (843) 879-0403
FAX (843) 879-0401

TANK ID & LOCATION

UST 261Beech-3, 261 Beech Drive, Laurel Bay Housing Area, MCAS Beaufort, S.C.

DISPOSAL LOCATION

Coastal Auto Salvage Co., Inc.
130 Laurel Bay Road
Beaufort, S.C. 29906

TYPE OF TANK

SIZE (GAL)

Steel

280

CLEANING/DISPOSAL METHOD

The tank and piping were unearthed, cut open, cleaned with a pressure washer, cut into sections, and recycled.

DISPOSAL CERTIFICATION

I certify that the above tank, piping and equipment has been properly cleaned and disposed of.

T.L. White / 10/10/12
(Name) (Date)

Appendix C
Laboratory Analytical Report - Groundwater

Volatile Organic Compounds by GC/MS

Client: AECOM - Resolution Consultants	Laboratory ID: QE28007-002
Description: BEALB261TW03WG20150527	Matrix: Aqueous
Date Sampled: 05/27/2015 1055	
Date Received: 05/28/2015	

Run	Prep Method	Analytical Method	Dilution	Analysis Date	Analyst	Prep Date	Batch
1	5030B	8260B	1	06/02/2015 0012	PMM2		76280

Parameter	CAS Number	Analytical Method	Result	Q	LOQ	LOD	DL	Units	Run
Benzene	71-43-2	8260B	0.45	U	5.0	0.45	0.21	ug/L	1
Ethylbenzene	100-41-4	8260B	0.51	U	5.0	0.51	0.17	ug/L	1
Naphthalene	91-20-3	8260B	5.8		5.0	0.96	0.32	ug/L	1
Toluene	108-88-3	8260B	0.48	U	5.0	0.48	0.16	ug/L	1
Xylenes (total)	1330-20-7	8260B	0.57	U	5.0	0.57	0.19	ug/L	1

Surrogate	Q	Run 1 % Recovery	Acceptance Limits
Bromofluorobenzene		96	75-120
1,2-Dichloroethane-d4		92	70-120
Toluene-d8		101	85-120
Dibromofluoromethane		98	85-115

PQL = Practical quantitation limit B = Detected in the method blank E = Quantitation of compound exceeded the calibration range H = Out of holding time Q = Surrogate failure
 ND = Not detected at or above the MDL J = Estimated result < PQL and ≥ MDL P = The RPD between two GC columns exceeds 40% N = Recovery is out of criteria L = LCS/LCSD failure
 Where applicable, all soil sample analysis are reported on a dry weight basis unless flagged with a "W" S = MS/MSD failure

Semivolatile Organic Compounds by GC/MS (SIM)

Client: **AECOM - Resolution Consultants**

Laboratory ID: **QE28007-002**

Description: **BEALB261TW03WG20150527**

Matrix: **Aqueous**

Date Sampled: **05/27/2015 1055**

Date Received: **05/28/2015**

Run	Prep Method	Analytical Method	Dilution	Analysis Date	Analyst	Prep Date	Batch
1	3520C	8270D (SIM)	1	06/02/2015 1325	RBH	06/01/2015 1430	76221

Parameter	CAS Number	Analytical Method	Result	Q	LOQ	LOD	DL	Units	Run
Benzo(a)anthracene	56-55-3	8270D (SIM)	0.040	U	0.20	0.040	0.019	ug/L	1
Benzo(b)fluoranthene	205-99-2	8270D (SIM)	0.040	U	0.20	0.040	0.019	ug/L	1
Benzo(k)fluoranthene	207-08-9	8270D (SIM)	0.040	U	0.20	0.040	0.024	ug/L	1
Chrysene	218-01-9	8270D (SIM)	0.040	U	0.20	0.040	0.021	ug/L	1
Dibenzo(a,h)anthracene	53-70-3	8270D (SIM)	0.080	U	0.20	0.080	0.040	ug/L	1

Surrogate	Q	Run 1 % Recovery	Acceptance Limits
2-Methylnaphthalene-d10		81	15-139
Fluoranthene-d10		83	23-154

PQL = Practical quantitation limit B = Detected in the method blank E = Quantitation of compound exceeded the calibration range H = Out of holding time Q = Surrogate failure
 ND = Not detected at or above the MDL J = Estimated result < PQL and ≥ MDL P = The RPD between two GC columns exceeds 40% N = Recovery is out of criteria L = LCS/LCSD failure
 Where applicable, all soil sample analysis are reported on a dry weight basis unless flagged with a "W" S = MS/MSD failure

Shealy Environmental Services, Inc.
 106 Vantage Point Drive West Columbia, SC 29172 (803) 791-9700 Fax (803) 791-9111 www.shealylab.com

Level 1 Report v2.1

Volatile Organic Compounds by GC/MS

Client: AECOM - Resolution Consultants	Laboratory ID: QE28007-003
Description: BEALB261TW01WG20150527	Matrix: Aqueous
Date Sampled: 05/27/2015 1155	
Date Received: 05/28/2015	

Run	Prep Method	Analytical Method	Dilution	Analysis Date	Analyst	Prep Date	Batch
1	5030B	8260B	1	06/02/2015 0037	PMM2		76280

Parameter	CAS Number	Analytical Method	Result	Q	LOQ	LOD	DL	Units	Run
Benzene	71-43-2	8260B	0.45	U	5.0	0.45	0.21	ug/L	1
Ethylbenzene	100-41-4	8260B	0.51	U	5.0	0.51	0.17	ug/L	1
Naphthalene	91-20-3	8260B	0.96	U	5.0	0.96	0.32	ug/L	1
Toluene	108-88-3	8260B	0.48	U	5.0	0.48	0.16	ug/L	1
Xylenes (total)	1330-20-7	8260B	0.57	U	5.0	0.57	0.19	ug/L	1

Surrogate	Q	Run 1 % Recovery	Acceptance Limits
Bromofluorobenzene		94	75-120
1,2-Dichloroethane-d4		91	70-120
Toluene-d8		99	85-120
Dibromofluoromethane		96	85-115

PQL = Practical quantitation limit B = Detected in the method blank E = Quantitation of compound exceeded the calibration range H = Out of holding time Q = Surrogate failure
 ND = Not detected at or above the MDL J = Estimated result < PQL and ≥ MDL P = The RPD between two GC columns exceeds 40% N = Recovery is out of criteria L = LCS/LCSD failure
 Where applicable, all soil sample analysis are reported on a dry weight basis unless flagged with a "W" S = MS/MSD failure

Semivolatile Organic Compounds by GC/MS (SIM)

Client: **AECOM - Resolution Consultants**

Laboratory ID: **QE28007-003**

Description: **BEALB261TW01WG20150527**

Matrix: **Aqueous**

Date Sampled: **05/27/2015 1155**

Date Received: **05/28/2015**

Run	Prep Method	Analytical Method	Dilution	Analysis Date	Analyst	Prep Date	Batch
1	3520C	8270D (SIM)	1	06/02/2015 1355	RBH	06/01/2015 1430	76221

Parameter	CAS Number	Analytical Method	Result	Q	LOQ	LOD	DL	Units	Run
Benzo(a)anthracene	56-55-3	8270D (SIM)	0.040	U	0.20	0.040	0.019	ug/L	1
Benzo(b)fluoranthene	205-99-2	8270D (SIM)	0.040	U	0.20	0.040	0.019	ug/L	1
Benzo(k)fluoranthene	207-08-9	8270D (SIM)	0.040	U	0.20	0.040	0.024	ug/L	1
Chrysene	218-01-9	8270D (SIM)	0.040	U	0.20	0.040	0.021	ug/L	1
Dibenzo(a,h)anthracene	53-70-3	8270D (SIM)	0.080	U	0.20	0.080	0.040	ug/L	1

Surrogate	Q	Run 1 % Recovery	Acceptance Limits
2-Methylnaphthalene-d10		81	15-139
Fluoranthene-d10		83	23-154

PQL = Practical quantitation limit B = Detected in the method blank E = Quantitation of compound exceeded the calibration range H = Out of holding time Q = Surrogate failure
 ND = Not detected at or above the MDL J = Estimated result < PQL and ≥ MDL P = The RPD between two GC columns exceeds 40% N = Recovery is out of criteria L = LCS/LCSD failure
 Where applicable, all soil sample analysis are reported on a dry weight basis unless flagged with a "W" S = MS/MSD failure

Shealy Environmental Services, Inc.
 106 Vantage Point Drive West Columbia, SC 29172 (803) 791-9700 Fax (803) 791-9111 www.shealylab.com

Level 1 Report v2.1

Appendix D
Regulatory Correspondence

D H E C

PROMOTE PROTECT PROSPER

Catherine B. Templeton, Director

May 15, 2014

Commanding Officer
Attention: NREAO Mr. William A. Drawdy
United State Marine Corps Air Station
Post Office Box 55001
Beaufort, SC 29904-5001

RE: IGWA
Laurel Bay Underground Storage Tank Assessment Reports for:
See attached sheet

Dear Mr. Drawdy,

The South Carolina Department of Health and Environmental Control (the Department) received the above referenced Underground Storage Tank Assessment Reports for the addresses listed above. The regulatory authority for the investigation and cleanup of releases from these tank systems is the South Carolina Pollution Control Act (S.C. Code Ann. §48-1-10 et seq., as amended).

The Department has reviewed the referenced assessment reports. The submitted analytical results indicate that petroleum constituents are above established Risk-Based Screening Levels and additional investigation is warranted. Specifically, the Department requests that a groundwater sampling proposal be generated to determine if there has been an impact to groundwater at this site.

Please note that the Department's decision is based on information provided by the Marine Corps Air Station (MCAS) to date. Any information found to be contradictory to this decision may require additional action. Furthermore, the Department retains the right to request further investigation if deemed necessary.

If you have any questions, please contact me at kriegkm@dhec.sc.gov or 803-898-0255.

Sincerely,



Kent Krieg
Department of Defense Corrective Action Section
Bureau of Land and Waste Management
South Carolina Department of Health and Environmental Control

Cc: Russell Berry (via email)
Craig Ehde (via email)

D H E C

PROMOTE PROTECT PROSPER

Catherine B. Templeton, Director

Attachment to: Krieg to Drawdy
Subject: IGWA
Dated: 5/15/2014

Laurel Bay Underground Storage Tank Assessment Reports for: (121 addresses/139 tanks)

137 Laurel Bay Tank 2	387 Acorn
139 Laurel Bay	392 Acorn Tank 2
229 Cypress Tank 2	396 Acorn Tank 1
261 Beech Tank 1	396 Acorn Tank 2
261 Beech Tank 3	430 Elderberry
273 Birch Tank 1	433 Elderberry
273 Birch Tank 2	439 Elderberry
273 Birch Tank 3	440 Elderberry
276 Birch Tank 2	442 Elderberry
278 Birch Tank 2	443 Elderberry
291 Birch Tank 2	444 Elderberry Tank 1
300 Ash	445 Elderberry
304 Ash	446 Elderberry
314 Ash Tank 1	448 Elderberry
314 Ash Tank 2	449 Elderberry
322 Ash Tank 2	451 Elderberry
323 Ash	453 Elderberry
324 Ash	456 Elderberry Tank 1
325 Ash Tank 1	456 Elderberry Tank 2
325 Ash Tank 2	458 Elderberry Tank 1
326 Ash	458 Elderberry Tank 3
336 Ash	464 Dogwood
339 Ash	466 Dogwood
343 Ash Tank 1	467 Dogwood
344 Ash Tank 1	468 Dogwood
348 Ash	469 Dogwood
349 Ash Tank 1	471 Dogwood Tank 2
353 Ash Tank 1	471 Dogwood Tank 3
362 Aspen	475 Dogwood Tank 1
376 Aspen	475 Dogwood Tank 2
380 Aspen	516 Laurel Bay Tank 1 (UST#03747)
383 Aspen Tank 2	518 Laurel Bay

Laurel Bay Underground Storage Tank Assessment Reports for: (121 addresses/139 tanks) cont.

531 Laurel Bay	1219 Cardinal
532 Laurel Bay	1272 Albatross
635 Dahlia Tank 2	1305 Eagle
638 Dahlia	1353 Cardinal
640 Dahlia Tank 1	1356 Cardinal
640 Dahlia Tank 2	1357 Cardinal
645 Dahlia	1359 Cardinal
647 Dahlia	1360 Cardinal
648 Dahlia Tank 2	1361 Cardinal
650 Dahlia Tank 1	1368 Cardinal
650 Dahlia Tank 2	1370 Cardinal Tank 1
652 Dahlia Tank 1	1377 Dove
652 Dahlia Tank 2	1381 Dove
760 Althea	1382 Dove
763 Althea	1384 Dove
771 Althea	1385 Dove
927 Albacore	1389 Dove
1015 Foxglove	1391 Dove
1046 Gardenia	1392 Dove
1062 Gardenia Tank 2	1393 Dove Tank 1
1070 Heather	1393 Dove Tank 2
1072 Heather	1406 Eagle
1102 Iris Tank 1	1407 Eagle Tank 1
1107 Iris	1411 Eagle Tank 1
1126 Iris	1411 Eagle Tank 2
1129 Iris	1412 Eagle
1132 Iris	1413 Albatross
1133 Iris Tank 1	1414 Albatross
1138 Iris	1422 Albatross
1144 Iris Tank 1	1425 Albatross
1144 Iris Tank 2	1426 Albatross
1148 Iris Tank 1	1432 Dove
1148 Iris Tank 2	1434 Dove
1161 Jasmine	1436 Dove
1167 Jasmine	1438 Dove Tank 1
1170 Jasmine	1440 Dove
1190 Bobwhite	1442 Dove Tank 1
1192 Bobwhite	



Catherine E. Heigel, Director

Promoting and protecting the health of the public and the environment

Division of Waste Management
Bureau of Land and Waste Management

February 22, 2016

Commanding Officer
Attention: NREAO Mr. William A. Drawdy
United State Marine Corps Air Station
Post Office Box 55001
Beaufort, SC 29904-5001

RE: Approval and Concurrence with Draft Final Initial Groundwater Investigation Report-May and June 2015
Laurel Bay Military Housing Area Multiple Properties
Dated October 2015

Dear Mr. Drawdy,

The South Carolina Department of Health and Environmental Control (the Department) received groundwater data in the above referenced Groundwater Investigation Report for the addresses attached. The regulatory authority for the investigation and cleanup of releases from these tank systems is the South Carolina Pollution Control Act (S.C. Code Ann. §48-1-10 et seq., as amended).

Per the Department's request, groundwater samples were collected from the attached referenced addresses. The Department reviewed the groundwater data and previous investigations and it agrees with the conclusions and recommendations included in the document. To further assess the impact to groundwater, permanent wells should be installed at the 52 stated addresses. For the remaining 91 addresses, there is no indication of contamination on the property and therefore no further investigation is required at this time.

Please note that the Department's decision is based on information provided by the Marine Corps Air Station (MCAS) to date. Any information found to be contradictory to this decision may require additional action. Furthermore, the Department retains the right to request further investigation if deemed necessary.

If you have any questions, please contact me at petruslb@dhec.sc.gov or 803-898-0294.

Sincerely,

Laurel Petrus
RCRA Federal Facilities Section

Attachment: Specific Property Recommendations

Cc: Russell Berry, EQC Region 8 (via email)
Shawn Dolan, Resolution Consultants (via email)
Bryan Beck, NAVFAC MIDATLANTIC (via email)
Craig Ehde (via email)

Attachment to: Petrus to Drawdy
 Subject: Draft Final Initial Groundwater Investigation Report-May and June 2015
 Specific Property Recommendations
 Dated February 22, 2016

Draft Final Initial Groundwater Investigation Report for (143 addresses)

Permanent Monitoring Well Investigation recommendation (52 addresses)

273 Birch Drive	1192 Bobwhite Drive
325 Ash Street	1194 Bobwhite Drive
326 Ash Street	1272 Albatross Drive
336 Ash Street	1352 Cardinal Lane
343 Ash Street	1356 Cardinal Lane
353 Ash Street	1359 Cardinal Lane
430 Elderberry Drive	1360 Cardinal Lane
440 Elderberry Drive	1362 Cardinal Lane
456 Elderberry Drive	1370 Cardinal Lane
458 Elderberry Drive	1382 Dove Lane
468 Dogwood Drive	1384 Dove lane
518 Laurel Bay Blvd	1385 Dove Lane
635 Dahlia Drive	1389 Dove Lane
638 Dahlia Drive	1392 Dove Lane
640 Dahlia Drive	1393 Dove Lane
647 Dahlia Drive	1407 Eagle Lane
648 Dahlia Drive	1411 Eagle Lane
650 Dahlia Drive	1418 Albatross Drive
652 Dahlia Drive	1420 Albatross Drive
760 Althea Street	1426 Albatross Drive
1102 Iris Lane	1429 Albatross Drive
1132 Iris Lane	1434 Dove Lane
1133 Iris Lane	1436 Dove Lane
1144 Iris Lane	1440 Dove Lane
1148 Iris Lane	1442 Dove Lane
1186 Bobwhite Drive	1444 Dove Lane

No Further Action recommendation (91 addresses):

137 Laurel Bay Blvd	771 Althea Street
139 Laurel Bay Blvd	927 Albacore Street
229 Cypress Street	1015 Foxglove Street
261 Beech Street	1046 Gardenia Drive
276 Birch Drive	1062 Gardenia Drive
278 Birch Drive	1070 Heather Street
291 Birch Drive	1072 Heather Street

300 Ash Street	1107 Iris Lane
304 Ash Street	1126 Iris Lane
314 Ash Street	1129 Iris Lane
322 Ash Street	1138 Iris Lane
323 Ash Street	1161 Jasmine Street
324 Ash Street	1167 Jasmine Street
339 Ash Street	1170 Jasmine Street
344 Ash Street	1190 Bobwhite Drive
348 Ash Street	1219 Cardinal Lane
349 Ash Street	1305 Eagle Lane
362 Aspen Street	1353 Cardinal Lane
376 Aspen Street	1354 Cardinal Lane
380 Aspen Street	1357 Cardinal Lane
383 Aspen Street	1361 Cardinal Lane
387 Acorn Drive	1364 Cardinal Lane
392 Acorn Drive	1368 Cardinal Lane
396 Acorn Drive	1377 Dove Lane
433 Elderberry Drive	1381 Dove Lane
439 Elderberry Drive	1391 Dove Lane
442 Elderberry Drive	1403 Eagle Lane
443 Elderberry Drive	1404 Eagle Lane
444 Elderberry Drive	1405 Eagle Lane
445 Elderberry Drive	1406 Eagle Lane
446 Elderberry Drive	1408 Eagle Lane
448 Elderberry Drive	1410 Eagle Lane
449 Elderberry Drive	1412 Eagle Lane
451 Elderberry Drive	1413 Albatross Drive
453 Elderberry Drive	1414 Albatross Drive
464 Dogwood Drive	1417 Albatross Drive
466 Dogwood Drive	1421 Albatross Drive
467 Dogwood Drive	1422 Albatross Drive
469 Dogwood Drive	1425 Albatross Drive
471 Dogwood Drive	1427 Albatross Drive
475 Dogwood Drive	1430 Dove Lane
516 Laurel Bay Blvd	1432 Dove Lane
531 Laurel Bay Blvd	1438 Dove Lane
532 Laurel Bay Blvd	1453 Cardinal Lane
645 Dahlia Drive	1455 Cardinal Lane
763 Althea Street	